

JUDGING UPDATE

“Into the Future”

Practice Judging - Virtual Show

Feb 22, 2022

Presentation by the OHA Judging Committee



VIRTUAL JUDGING GUIDANCE

- ❑ If you have a colleague participating in a class and you can recognise his/her design, please rely on objectivity as a Judge to make good and fair choices.
- ❑ Please bear in mind the overall theme of the Show and Class titles. Competitors should have picked up on these details. However, remember this only counts for 10 points
- ❑ Judges should be invited to participate and receive the Show Schedule **well in advance**.
- ❑ An honorarium should be agreed upon by the Show Committee and the Judge at the time of invitation.
- ❑ The Schedule is written to help exhibitors submit good photographs. However, this is not always the case, so please **do the best you can not to judge the photograph, just the design**. Unfortunately, a bad photograph can ruin a good design.
- ❑ **Be a little lenient on backgrounds** – many people have had to make do with what they have available to them and finding a totally empty wall or hanging up a perfect backdrop can be difficult.

- ❑ **The most important thing is to write good comments on entries from which the exhibitor can learn.** If published on social media, those looking at the entries can also gain some knowledge from reading them.
- ❑ Turnaround time for judging should be **7 to 10 days depending on the size of the Show** including number of classes and number of entries.
- ❑ Decisions of the Judge(s) are final.

Check out the full version of the web of **OHA VIRTUAL SHOW GUIDELINES**

Take a look at each Class and see how you would rank the designs then compare them to the judge's findings. Keep in mind the photos in this slide show are not of as high a resolution as the ones the Judge received. The Judge was an OHA Judge and these were from an actual Virtual Show.

The idea is to try Judging a Virtual Show and see what the pros and cons are of the Virtual show.

Sample Sheet for recording your findings

ANY SOCIETY FLOWER SHOW FEB 2022		NUMBER				
(Enter Competitor Number)		OF				
		EXHIBITS	Group A			H M
Number	Category Title	14	1st	2nd	3rd	
SPECIAL EXHIBITS DIVISION -						
Class 18	"Our Beginnings" Plants and Flowers — Space allowed 76 cm (30") width	3				
DESIGN DIVISION -						
Class 19	"Rejuvenation" - a design incorporating spring bulbs	4				
Class 20	"Coming of Age" - a design	4				
Class 21	"The Early Years" - a miniature design, fresh or dried	3				

CLASS 18 – SPECIAL EXHIBITS DIVISION -Plants and Flowers Title: Our Beginnings



Exhibitor 14

Placement -



Exhibitor 5

Placement -



Exhibitor 11

Placement -

CLASS 18 – SPECIAL EXHIBITS DIVISION -Plants and Flowers Title: Our Beginnings



Exhibitor 6

Placement - 2nd



Exhibitor 5

Placement -1st



Exhibitor 11

Placement - 3rd

CLASS 19 – DESIGN DIVISION Design with bulbs Title: Rejuvenation



Exhibitor 11
Placement

Comments



Exhibitor 5
Placement

Comments

Exhibitor 14
Placement

Comments



Exhibitor
Placement

Comments



CLASS 19 – DESIGN DIVISION Design with bulbs Title: Rejuvenation



Exhibitor 11
Placement 3rd
Comments- Flow of rhythm interrupted by the 1 daffodil turning opposite direction, Line was well executed.



Exhibitor 5
Placement 1st
Comments Winner with a beautifully executed line design.

Exhibitor 6
Placement 2nd
Comments Really enjoyed the bursting of spring feeling of this design, Balance of design would have been achieved with more pussy willows in back of design to pull eye through entire design



Exhibitor 20
Placement HM
Comments Concept was well thought out, the plant material on table did repeating the shape but did not add to design, wood element perfect for design



CLASS 20 – DESIGN DIVISION a Design Title: Coming of Age



Exhibitor 11

Placement -

Comments



Exhibitor 14

Placement -

Comments



Exhibitor 5

Placement -

Comments



Exhibitor 10

Placement -

Comments

CLASS 20 – DESIGN DIVISION a Design Title: Coming of Age



Exhibitor 11

Placement - HM

Comments Rhythm is confused by lack of repetition of plant material, beautiful form.



Exhibitor 6

Placement – 1st


Comments Winner -Classic line, perfect leaf arrangement to draw eye and continue line, don't be afraid of pruning your branch material.



Exhibitor 5

Placement – 2nd

Comments Choice of material and colours were spot on, the repetition of material was little lacking in a section of design




Exhibitor 10

Placement – 3rd

Comments Concept was there but foundation of design would not sustain your plant material, flowers laid on the moss top, no water source

CLASS 21 – DESIGN DIVISION-Miniature Design Title: The Early Years



Exhibitor 11

Placement -

Comments



Exhibitor 21

Placement -

Comments




Exhibitor 5

Placement -

Comments

CLASS 21 – DESIGN DIVISION-Miniature Design Title: The Early Years



Exhibitor 11

Placement – 2nd

Comments Beautiful with this more country design, the container and plant material marrying nicely



Exhibitor 21

Placement – 3rd

Comments Background made this very hard to see detail, your use of colour and textures were very well done



Exhibitor 5

Placement – 1st

Comments Winner-Loving the detail with colour rhythm throughout

Results of Show when Judged

#of Ent 1st 2nd 3rd HM

Class 18 "Our Beginnings" Plants and Flowers — Space allowed 76 cm (30") width		3	5	6	11	
Class 19 "Rejuvenation" - a design incorporating spring bulbs		4	5	6	20	11
Class 20 "Coming of Age" - a design		4	6	5	10	11
Class 21 "The Early Years" - a miniature design, fresh or dried		3	5	11	14	

Design Comments

Class 19

Exh 11- Flow of rhythm interrupted by the 1 daffodil turning opposite direction, Line was well executed.

Exh 5-Winner with a beautifully executed line design.

Exh6- Really enjoyed the bursting of spring feeling of this design, Balance of design would have been achieved with more pussy willows in back of design to pull eye through entire design.

Exh 20- Concept was well thought out, the plant material on table did repeating the shape but did not add to design, wood element perfect for design

Class 20

Exh5- Choice of material and colours were spot on, the repetition of material was little lacking in a section of design

Exh6-Winner -Classic line, perfect leaf arrangement to draw eye and continue line, don't be afraid of pruning your branch material.

Exh10- Concept was there but foundation of design would not sustain your plant material, flowers laid on the moss top, no water source.

Exh.11- Rhythm is confused by lack of repetition of plant material, beautiful form.

Class 21

Exh 5-winner-Loving the detail with colour rhythm throughout

Exh.11-Beautiful with this more country design, the container and plant material marrying nicely

Exh.14- Background made this very hard to see detail, your use of colour and textures were very well done