

# Madawaska Valley Gardening Club

## 2024 Yearbook



*"Spring's Onset"*

Photo by Jean-Aimé Lalonde

Member of the Ontario Horticultural Association since 1990  
as the *Madawaska Valley Horticultural Society*

# 2024 EVENTS CALENDAR

## JANUARY

S	M	T	W	T	F	S
	1	2	3	4	5	6
7	8	9	10	11	12	13
14	15	16	17	18	19	20
21	22	23	24	25	26	27
28	29	30	31			

## FEBRUARY

S	M	T	W	T	F	S
				1	2	3
4	5	6	7	8	9	10
11	12	13	14	15	16	17
18	19	20	21	22	23	24
25	26	27	28	29		

## MARCH

S	M	T	W	T	F	S
						1
2	3	4	5	6	7	8
9	10	11	12	13	14	15
16	17	18	19	20	21	22
23	24	25	26	27	28	29
30	31					

## JANUARY 18

### AGM

“Gardening Trivia” presented by Liz Woosey

## FEBRUARY 15

### HOUSE PLANT EXCHANGE

“Winter Sowing”

presented by Donna Marie Cybulskie

## MARCH 21

“Starting Seeds” presented by

Stephanie Park & Georgie Van Hoof

## APRIL 18

“Native Plant Gardening”

presented by Trish Murphy

## MAY 16

“Edible Ecosystem Design”

presented by Zach Loeks

## MAY 18

COMBERMERE PLANT SALE

## JUNE 20

STRAWBERRY SOCIAL

“Nature and Garden Photography”

presented by Doug DeLaMatter

## JULY 7

2024 ANNUAL GARDEN TOUR

## JULY 18

GARDEN BBQ AND AUCTION

## AUGUST 15

“Growing Chrysanthemums and Dahlias”

presented by Lori Peplinskie

## AUGUST 17

FLOWER AND VEGETABLE SHOW

Inez Boehme Dessert Tea

## SEPTEMBER 14

BARRYS BAY PLANT SALE

## SEPTEMBER 19

“Invasive Plants”

presented by Connie Cull-Matthews

## OCTOBER 17

SEED EXCHANGE

“Forest Ecology”

presented by Virginia deCarle

## NOVEMBER 21

CHRISTMAS POTLUCK AND ELECTIONS

“Winter Decorations”

presented by Pamela McNichol

## APRIL

S	M	T	W	T	F	S
	1	2	3	4	5	6
7	8	9	10	11	12	13
14	15	16	17	18	19	20
21	22	23	24	25	26	27
28	29	30				

## MAY

S	M	T	W	T	F	S
			1	2	3	4
5	6	7	8	9	10	11
12	13	14	15	16	17	18
19	20	21	22	23	24	25
26	27	28	29	30	31	

## JUNE

S	M	T	W	T	F	S
						1
2	3	4	5	6	7	8
9	10	11	12	13	14	15
16	17	18	19	20	21	22
23	24	25	26	27	28	29
30						

## JULY

S	M	T	W	T	F	S
	1	2	3	4	5	6
7	8	9	10	11	12	13
14	15	16	17	18	19	20
21	22	23	24	25	26	27
28	29	30	31			

## AUGUST

S	M	T	W	T	F	S
				1	2	3
4	5	6	7	8	9	10
11	12	13	14	15	16	17
18	19	20	21	22	23	24
25	26	27	28	29	30	31

## SEPTEMBER

S	M	T	W	T	F	S
1	2	3	4	5	6	7
8	9	10	11	12	13	14
15	16	17	18	19	20	21
22	23	24	25	26	27	28
29	30					

## OCTOBER

S	M	T	W	T	F	S
		1	2	3	4	5
6	7	8	9	10	11	12
13	14	15	16	17	18	19
20	21	22	23	24	25	26
27	28	29	30	31		

## NOVEMBER

S	M	T	W	T	F	S
					1	2
3	4	5	6	7	8	9
10	11	12	13	14	15	16
17	18	19	20	21	22	23
24	25	26	27	28	29	30

## DECEMBER

S	M	T	W	T	F	S
1	2	3	4	5	6	7
8	9	10	11	12	13	14
15	16	17	18	19	20	21
22	23	24	25	26	27	28
29	30	31				

### THINGS TO REMEMBER!

Meetings are every third Thursday of the month (except July and December).

Time: 7:30 pm at the Opeongo Seniors Centre, 19 Stafford St, Barry's Bay.

From 7:00 pm to 7:30 pm there will be a social with coffee and tea!

Don't forget to bring your monthly competition exhibits.

Bring a friend! Bring your enthusiasm!

Bring your indoor footwear when the weather is wet.

Check for exhibit classes to enter in each month's meetings.

Points are accumulated during the year for all entries.

# PRESIDENT'S MESSAGE

**W**elcome to our *Madawaska Valley Gardening Club 2024 Yearbook!*

We have a full year coming up, but first, let's have a look at the great year we had. The year 2023 was busy for our gardening club! As well as our regular monthly events, plant shows and sales, we continued with beautifying the Barry's Bay community.

You might have noticed the new tree planted in the Zurakowski Park along with a new perennial garden under the park sign. This coming spring you will notice the numerous daffodils emerging near the hospital entrance, and a new hydrangea standard in the front bed. Money from Andy Gajda's estate was used for these projects. As well, we enriched the post office garden with manure and mulch for next year. The Omaniue Trail entrance garden was expanded with perennials and soil. More projects will be coming for the Omaniue Trail thanks to donations from Ann Bruder.

I wanted to talk a little about purpose in the connections we make. Whether it's with your family, friends, jobs or community we are all connected. I recently re-connected with a cousin I hadn't seen in 34 years because of the garden club. We were surprised to learn of our shared enthusiasm for growing flowers, garden clubs and community gardens. My cousin started as a volunteer, helping with a large garden in her township. Not wanting to step on toes she gradually introduced new ideas for planting and helped design a group floral arrangement for a district competition. They won for the first time ever!

As we all know, gardening with others can also make you feel good while connecting you to your neighbors. Many community gardens in the Madawaska Valley grow because of the many people who give their time and energy to make our community beautiful.

It's a win-win situation: the solid support system, the regular contact with others and the joy of learning something new. Doing good garden work matters! If you plant it, happiness will bloom.

Through cultivating and growing deeper connections, we are better able to recognize and accept our similarities and differences. This has only been possible in our community because of the dedicated volunteers who show up and share their experiences with joy and kindness.

The community is grateful for the long-standing solid commitment of the Board of Directors. Let them know you see them and are grateful for them giving years of their time!

Why not follow their lead? A few hours, a week, or year of volunteering will make a difference.

2024 already looks exciting!

Maryjka Mychajlowycz and Anna Dolan worked hard to bring you an exciting line up of speakers. Personally, I'm looking forward to hearing from our own Stephanie Park and Georgina Van Hoof on "Starting Seeds." I could use some tips for how to harden off those seedlings! There's nothing like a seed catalogue in February to brighten up those grey days!

For the love of gardening!

Colina Taylor, President



## TABLE OF CONTENTS

Executive Officers.....	2	June Meeting.....	14
A Snapshot in Time.....	3	July Garden BBQ & Garden Tour .....	15
Committee Leaders and Convenors for 2023 .....	4	August Meeting, Flower & Veg Show Info .....	16
Yearbook Photo Contest .....	5	September Meeting & Plant Sale.....	17
Awards.....	6	October Meeting & Seed Exchange.....	18
Best in Show, People's Choice.....	7	November Meeting, Potluck & Elections .....	19
January Meeting and AGM.....	8	Rules for Exhibitors .....	20
February Meeting .....	9	Flower and Vegetable Show Competition Classes .....	21-25
March Meeting .....	10	Volunteer Hours for 2024 .....	26
April Meeting .....	11	Our Adopt-A-Bed Projects.....	BC
May Meeting & Combermere Plant Sale.....	12-13		



# EXECUTIVE OFFICERS

## 2024 Executive Board



President  
Colina Taylor



1st V-P  
Maryjka Mychajlowycz



2nd V-P  
Ritsuko Honda



Treasurer  
Connie Colton



Secretary  
Liz Sidor

## Directors: Term expiring December 2024



Marjory McPherson



Eden Guidroz



Wren Crossland



Stephanie Park



Jeneene Brunton

## Directors: Term expiring December 2025



Sharon Mahussier



Sandy Kingsmith



Georgie Van Hoof



Nola Leroux



Katrina Boguski

## Past Presidents

Barbara Commandant ..... 1990  
 Helene Thurston ..... 1991 – 92  
 Lynne Yantha ..... 1993 – 94  
 David Newing ..... 1995  
 Stan Suter ..... 1996 – 98  
 Margaret Pick ..... 1999  
 Christopher Hicks ..... 2000 – 02  
 Helen Maika ..... 2003 – 04

George Evans ..... 2005 – 06  
 Gary Hedderson ..... 2007 – 08  
 Peter Langtvætt ..... 2009 – 10  
 Don Isbister ..... 2011 – 12  
 Cheryl Kydd ..... 2013 – 14  
 Sharon Mahussier ..... 2015 – 16  
 Peter Dolan ..... 2017 – 18  
 Jeneene Brunton ..... 2019 – 22

# A SNAPSHOT IN TIME



## MV Flower and Vegetable Show a blooming success



**BARRY'S BAY** - The Madawaska Valley Horticultural Society put on its annual Flower and Vegetable Show on August 19, with free admission for the public. Although the wet growing season put a damper on the number of submissions, the display of bright flowers and sumptuous vegetables and fruits was an inspiration to the many gardeners and flower-lovers that turned out to view them. The event also offered a fundraising tea-and-desserts social, with over \$120 in proceeds going to a bursary given each year to an MVDHS graduating student. Door prizes were given out to all society members who entered the flower and vegetable show. Thanks to the...

Wednesday, January 18, 2017

**CHRISTINE HUDDER**  
Managing Editor

**BARRY'S BAY** - The Madawaska Valley Horticultural Society was chosen as the recipient of the 2016 Mayor's Appreciation Award made by Mayor Kim-Loy at the January 16...

annual garden tour and the fall flower and vegetable show. Members also raise an annual donation for the Madawaska Valley Food Bank and provide a bursary for students at Madawaska Valley District High School. "What made the Madawaska Valley Horticultural Society stand out from other deserving member organizations in 2016..."



Page 2

The Valley Gazette

Wednesday, June 22, 2016

## One sweet strawberry soiree



Julie Zurakowski puts the finishing touches on the fresh dessert. Photos Christine Hudder

**CHRISTINE HUDDER**  
Managing Editor

**BARRY'S BAY** - Freshly ripened strawberries were the star of the show on June 15. That evening, the Opeongo Seniors Centre was packed to capacity for the Madawaska Valley Horticultural Society annual strawberry social. Sharon Mahussier, the club's president, has been donating fresh strawberries to the event for 13 years. She inspired to do so after she attended her very first strawberry social, when they were using frozen strawberries. Since then, she has been donating fresh berries and cream for the event, which seems to grow in after year after year. Volunteers combine the fresh cut with shortbread and cream, to create a dazzling display for the senses. The social generates more than \$300 per year for the society, which uses the money for beautification projects around the township. Volunteers maintain more than 25 flowerbeds in the region and the club provides an annual bursary for a student at Madawaska District High School. This year, the club is working with the Communities in Bloom committee to beautify Madawaska Valley is beautiful for the judges' award. The MV Horticultural Society has more than 100 members that meet once per month at the Opeongo Seniors Centre.

...in Barry's Bay. The meetings, which happen the first Wednesday of every month, usually feature a guest speaker. August, 2016



Rose Yauitha proud of her bouquet.

Page 17

Wednesday, June 7, 2017

## MV plants trees to beautify Lakeshore Park



## Horticultural Society makes donation to food bank

**RILEY MARACLE**  
Staff Reporter

**BARRY'S BAY** - Last month, the Madawaska Valley Horticultural Society held its annual strawberry social. During that event...

Left to right Patricia Whitfield Madawaska Valley Food Bank President, Terry Newcombe volunteer with both organizations, and Peter Dolan Madawaska Valley Horticultural Society President pose with a cheque for \$290, which has been donated by the Horticultural Society to the Madawaska Valley Food Bank. Photo submitted

Aug. 30, 2017

# COMMITTEE Leaders and Convenors for 2024

Adopt-A-Bed Projects: Township Liason: Julie Zurakowski  
Combermere: Colina Taylor, Don and Ann Isbister, Bernice Boehme  
Barry's Bay: Ritsuko Honda, Eden Guidroz, Faith Archer,  
Sandy Kingsmith, Sharon Mahussier, Peter Dolan, Jeneene Brunton,  
Anna Dolan, Rob Filipkowski, Bev Burchat, Donna Burchat,  
Maryjka Mychajlowycz

Garden Tour: Ritsuko Honda, Wren Crossland

Historian/Archives: Cathie Corrigan

Membership: Sharon Mahussier

Monthly Competitions: Ritsuko Honda

Nominations: Eden Guidroz, Sharon Mahussier

Photo Competition: Convenor: Lynne Yantha  
Judge: Jamie Harron

Combermere May Plant Sale: Colina Taylor, Stephanie Park

September Plant Sale: Jeneene Brunton

Flower and Vegetable Show: Convenor: Jeneene Brunton  
Helpers: Marjory McPherson, Sandy Kingsmith  
Inez Boehme Tea: Maryjka Mychajlowycz  
Classes and Participation: Ritsuko Honda  
Prizes: Maryjka Mychajlowycz, Sandy Kingsmith

Public Relations: Ritsuko Honda


Program Coordinator: Maryjka Mychajlowycz

Hospitality Coordinator: Georgina Van Hoof

Website and Zoom Support: Colina Taylor, Nola Leroux

Facebook: Lesley Betts

Yearbook: Gus Zylstra, Wren Crossland





# YEARBOOK PHOTO CONTEST

As part of our annual Flower and Vegetable Show in August, our members and the visiting public will be selecting the 'People's Choice' from the photo competition entries. That photo will be published on the front cover of the next year's MVHS Yearbook.

The deadline for submission is July 20, to be handed in at the annual Garden BBQ or by email.

**See the new detailed photo competition rules on page 20.**

## People's Choice from Previous Years:

2008	Miriam Hedderson	"My Pride and Joy"
2009	George Evans	"Lily Mania"
2010	Cheryl Kydd	"My Best"
2011	Don Isbister	"Up Close and Personal"
2012	Ritsuko Honda	"Pretty in Pink"
2013	Don Isbister	"Iris"
2014	Karen Wagner	"Pink Lady's Slippers"
2015	Yvonne Leonard	"Full of Life"
2016	Karen Wagner	"At a Peak"
2017	Wendy Zakrzewski	"Where the Bee Sips"
2018	Wendy Zakrzewski	"Sipping Spiked Nectar"
2019	Bob Corrigan	"Return of the Monarch"
2020	Kim Hanewich	"Flights of Fancy"
2021	Ritsuko Honda	"Fantastic Feast"
2022	Wendy Zakrzewski	"Hope for the Future – Poppycock"
2023	Jean-Aimé Lalonde	"Spring's Onset"



Dr. Colette Szalay, DC  
Chiropractor  
Barry's Bay Chiropractic  
613-756-6000

**GENTLE CARE FOR ALL AGES: Pediatric to Elderly**  
Manual Adjustments • Soft Tissue Therapies • Pain Relief  
Nutritional Coaching • Weight Loss • UNHURRIED CARE

.43 Dunn St, Barry's Bay, KOJ 1B0

## The Community Resource Center Killaloe

Opening Doors... Growing Together...

Making A Difference

Open Monday to Friday 8:30 - 4:00

15 Lake St., Killaloe ON, KOJ 2A0

613-757-3108

[www.crc-renfrewcounty.com](http://www.crc-renfrewcounty.com)



# AWARDS

The Madawaska Valley Gardening Club has 3 different awards, presented yearly to winning members.

\* 'Exhibitor of the Year Award' is a competitive award, based on accumulated points.

\* 'Joan Kydd Award' is based on outstanding participation.

\* 'McLeeden Rose Award' recognizes volunteer efforts.



## **EXHIBITOR OF THE YEAR: MARG AND STAN SUTER AWARD**

This award was first given out in 1997. It is given to the person who has accumulated the most points throughout the year, in our monthly competitions and in the annual flower and vegetable show, held in August. As per Marg and Stan's desire, this trophy can only be won once. In the case where the same person is eligible to win it a second time, the trophy will be awarded to the next participant who has not won previously.

**2023 winner: Colina Taylor**



## **THE JOAN KYDD MEMORIAL AWARD**

This award was established to promote participation in the monthly and annual competitions. It is based on participation level, not on the points accumulated throughout the year. To be given to a member for submitting the most entries in the monthly competitions and in the annual flower and vegetable show. The overall yearly total will be calculated, not just the entries submitted at one contest. Recipients can retain the award for the year and present it to the next winner in the following year.

**2023 winner: Eden Guidroz**



## **THE MCLEEDEN ROSE VOLUNTEER AWARD**

This rose was donated to the Horticultural Society by Patricia and Chris McLee in 2019. It was carved by Ernie Lee, Chris' father, many decades ago. Jeff Moynahan crafted the remainder of the award in 2020.

In November 2022 this award was established to recognize the efforts of our volunteers. The winner will be drawn annually from all the members who submit Volunteer Hour Sheets.

The spading fork represents the hard work that our volunteers contribute to create beauty, represented by the rose, in a myriad of gardens throughout our community, the Madawaska Valley and beyond.

**2023 winner: Enis Yarascavitch**



# BEST IN 2023 FLOWER AND VEGETABLESHOW

- Annual: ..... Rita Coulas (Gladiolus)
- Perennial:..... Colina Taylor (Flowering Shrub “Hydrangea”)
- Rose:..... Ritsuko Honda (Shrub Rose “The Fairy”)
- Potted Plant: ..... Shirley Yantha (Collection)
- Vegetable: ..... Ritsuko Honda (Cauliflower)
- Decorative & Design: .... Ritsuko Honda (“Our Magnificent”)

## 2023 PEOPLE’S CHOICE

- Decorative & Design: .... Ritsuko Honda (“Our Magnificent”)
- Photo: ..... Jean-Aimé Lalonde (“Spring’s Onset”)

Get the latest Society news on Facebook:  
Madawaska Valley Gardening Club.  
Website: [www.mvgardeningclub.ca](http://www.mvgardeningclub.ca)  
Mailing Address:  
MV Horticultural Society,  
P O Box 1151, Barry’s Bay ON K0J 1B0



17th Annual  
**Ottawa Valley Seedy Sunday**  
**March 3rd, 2024**  
10 a.m. – 3 p.m. at the Rankin Centre  
If you are interested in being a vendor,  
volunteer, musician, or to donate, contact:  
[seedsofcreationeganville@gmail.com](mailto:seedsofcreationeganville@gmail.com) or call  
Cheri McConnell at 613-559-1833

**OHA | 16th CONVENTION**  
**JULY 12-14, 2024**  
HOSTED BY DISTRICTS 7 & 8

THE OHA 2024 CONVENTION WILL BE HELD IN:  
GUELPH

For more details:  
[www.gardenontario.org/convention](http://www.gardenontario.org/convention)

**Please  
support our  
sponsors!  
Thank you!**



**Joe**  
Vermaire  
*Sales Representative*

[www.waterfrontinfo.ca](http://www.waterfrontinfo.ca)  
d: 613.318.8320  
[joev@royalpage.ca](mailto:joev@royalpage.ca)



Independently Owned and Operated Brokerage



**Sarah & Berenice**  
Pantry Savings

Owners

55 Bay Street  
Barry’s Bay, Ontario K0J 1B0

613-756-3813



# JANUARY 18



**SPEAKER:** Liz Woosey

**TOPIC:** Gardening Trivia

After a four-year hiatus, gardening trivia is back! Our new quiz master is Liz Woosey, owner of the Balmoral Hotel. Liz says that since she was a little girl, she has wanted to own a business. She realized that ambition in 2022 when she bought the Balmoral Hotel and moved to Barry's Bay from Peterborough. Liz is well-suited to be our trivia master: she has gardened since childhood and she runs a weekly trivia night at the Balmoral (Thursdays at 7 pm, all welcome).

*Many thanks to our long-time quiz master, Baxter Topham-Pitt, co-owner of the Temperate Garden in Eganville, who "retired" as host in 2020.*

## **ANNUAL GENERAL MEETING**

at 7:30 followed by the speaker at 7:50

### **EXHIBITS:**

CLASS 1 .....Potted herb – one pot, any species, one/more species, named

CLASS 2 .....Begonia – one pot, any cultivar grown for flowers/foilage

CLASS 3 .....Geranium/Pelargonium in bloom – one pot, overwintered or rooted, any cultivar

CLASS 4 .....“Indoor Garden” – a Dish Garden\*

CLASS 5 .....Photo:“Cold Snap” – depicting winter

JUNIOR.....Snowman – made and decorated with any material

*\* Dish Garden: A number of horticultural compatible plants growing in a shallow, open, portable container and usually included as a class in the Special Exhibits Division.*



**48 Bay Street  
Barry's Bay**

**We offer a 5%  
Senior's Discount  
Every Day!**

**BayBud.ca  
or  
613-756-1230**

placemaking **DESIGN.ca**

Creating places of belonging where people  
can share arts, heritage and culture.

**Project Planning and Management  
Interpretive Content Development  
Graphic Design**

613-633-1236 • anyagansterer@gmail.com

# FEBRUARY 15



**SPEAKER:** Donna Marie Cybulskie

**TOPIC:** Winter Sowing

A couple of years ago, Donna Marie Cybulskie from Killaloe retired after a 35-year career as a school counsellor. From the age of 13 one of her favourite pastimes has been gardening. Over the years she has learned how to collect and save many of her own seeds, starting them mostly indoors in early spring. As her stashes of seeds grew, her space indoors for starting plants did not, so she started to research alternatives. This is when she discovered “winter sowing” and she’s never looked back. Why just garden in spring/summer when you can successfully start seeds outdoors in containers in -20 C weather? You get to have a head start on gardening, have no indoor mess, no damping off, and there are never any issues with flies and gnats. Donna warns that this way of starting seeds that she will describe can become addictive.

## House Plant Exchange:

Tonight is also House Plant Exchange, 7:00-7:30 pm! Just like our fall Seed Exchange, tonight you can bring what you like and take away what you want. It’s not necessary to bring a plant in order to take a plant, “Take me, I’m yours!”. Please ensure they’re healthy, and transport them within a covered container or bag to protect from the cold. You must agree to take back any of your plants not picked up by others.

## EXHIBITS:

CLASS 1 .....Cyclamen in bloom – one pot, any colour

CLASS 2 .....Succulent – one pot, named if possible

CLASS 3 .....Evergreen branch – one branch, maximum length 24”, in water, named

CLASS 4 .....“Jewel Box” – A Pavé design\*

CLASS 5 .....Photo: “Happy Birthday (Feb. 15) to our club” – any flower(s)/vegetable(s) of our club colours: purple, white, or/and green

JUNIOR.....“Heart Creation” – using only heart shapes of any material

\* Pavé: In a floral design, pavé is a technique of placing groups of plant material that have been cut short, close together to form undulating mounds of colours, textures, shapes and sizes. Any plant material, e.g., flowers, foliage, cut stems, fruits, vegetables, moss, etc., may be used.

*When a  
garden sings  
flowers are  
her voice*



**The Temperate Garden**  
101 Bonnechere St. E Eganville 613-628-1048



**QUEENSWOOD**  
QUEENSWOOD NATIONAL REAL ESTATE LTD., BROKERAGE  
**PAMELA OGELSBY**  
SALES REPRESENTATIVE

4 Opeongo Square, Box 878  
Barry's Bay, ON K0J1B0

Direct: 613-756-7957 Fax: 613-756-0739  
Office: 613-756-2477 Cell: 613-717-1468



Email: [pam@pamogelsby.com](mailto:pam@pamogelsby.com) Website: [www.pamogelsby.com](http://www.pamogelsby.com)



# MARCH 21

**SPEAKER:** Stephanie Park &  
Georgie Van Hoof

**TOPIC:** Starting Seeds

This month we are tapping into the expertise of two of our board members who are savvy seed starters.



Stephanie is a vegetable and herb gardener and hopes to inspire and educate you to start your own seedlings. She will share the methods that she uses to start her easy no-till, no-dig garden and greenhouse. Her talk will focus on starting and transplanting seedlings, multi-sowing to ensure successful harvests, her fine-tuned sowing calendar and also how to keep those voracious garden pests at bay (yes, her garden is next to a groundhog hole!).

Georgie has been gardening for 35+ years and continues to learn/discover new things every season. She has been propagating her own vegetables since 2018. She will show how she starts her seeds using recycled and repurposed materials that are readily available.



## EXHIBITS:

CLASS 1 .....African violet in bloom – one pot, one crown, any colour

CLASS 2 .....Houseplant – grown for foliage, one pot

CLASS 3 .....Any vegetable(s) you grew and stored – appropriate sample

CLASS 4 .....“Happy Easter” – An Easter dinner table arrangement

CLASS 5 .....Photo:“Green in Nature”

JUNIOR.....Shamrock – made with heart-shaped paper



# APRIL 18



**SPEAKER:** Trish Murphy,  
Beaux Arbres Native Plants

**TOPIC:** Native Plant Gardening

Trish Murphy has been interested in native plants and gardening since she was a child. She served on the Board of the North American Native Plant Society from 1999 to 2003 and ran their big annual plant sale, in the course of which she met many of the growers and suppliers of native plants. When she moved to the Ottawa Valley in 2013, she immediately started growing plants for her own landscaping, and selling the surplus. This evolved into Beaux Arbres Native Plants, in Bristol, Quebec. In the fall of 2023, she started moving the nursery operation to Eganville (1456 Grist Rd), and hopes to be open for business in May 2024. Trish will explain what we mean by “native,” why native plants are important for wildlife, and how to use them in our gardens.



## EXHIBITS:

CLASS 1 .....Any potted plant in bloom – one pot, named if possible

CLASS 2 .....Aloe Vera – one pot

CLASS 3 .....Microgreens – any variety, grown in soil and harvested just before their first true leaves emerge (*Note: different from sprouts which grow in water*)

CLASS 4 .....Spring bloomers – any flower(s), can be forced ones, named

CLASS 5 .....“Taste of Summer” – homemade jam, any kind, will be opened for a taste

CLASS 6 ..... “Looking forward to the Colour” – a design using mainly green materials

CLASS 7 .....Photo: “A Sign of Spring”

JUNIOR.....Any home-grown seedling(s), named



*Marcia Rutledge RDH*  
*Barry's Bay Dental Hygiene Clinic*



19674 Hwy 60, P.O. Box 729  
Barry's Bay, On K0J 1B0  
Phone: 613-75MOUTH  
Email: info@bbdhc.ca



Checkout our website @ [www.bbdhc.ca](http://www.bbdhc.ca)  
Like us on 

*Friendly, preventative, oral health care made accessible.*

# Rutledge Heating

Service, Install Propane & Oil Systems

Dale Rutledge

Ph. 613.756.5679

email: [dalerutledge24@yahoo.ca](mailto:dalerutledge24@yahoo.ca)

Cell. 613.639.5745

Quality Products · Professional Installations



**SPEAKER:** Zach Loeks  
Ecosystem Solution Institute

**TOPIC:** Edible Ecosystem Design

Zach Loeks grew up on a permaculture homestead outside Santa Fe, New Mexico. He started an organic market garden in Ontario, serving over 300 community supported vegetable baskets for over a decade, and is a three-time award winning grower. He is the innovator of “edible ecosystem design,” a unique system for organized biodiverse land management. He works as a designer of edible ecosystems, including helping to find and fund education sites, in community green spaces, farms and homesteads. He teaches widely on the subject through schools, conferences and hands-on workshops. He has published three books and is working on his fourth. Zach now divides his time between Winnipeg and his farm near Micksburg (south of Pembroke). Zach will tell us about his innovative techniques to create hardy, productive, edible perennial ecosystems, also known as edible forest gardens.

## EXHIBITS

CLASS 1 ..... Flowering branch – one branch, maximum length 24”, in water, named

CLASS 2 ..... Tulip – 1 stem with foliage attached, any colour

CLASS 3 ..... Any other spring bulbs/corms/tubers in bloom – 3 stems, named

CLASS 4 ..... Primrose (Primula) – 3 stems, any colours

CLASS 5 ..... Seedling(s) – one pot, named

CLASS 6 ..... “Happy Mother’s Day” – a bouquet\*, tied/not tied, in water

CLASS 7 ..... Photo: “Born in Ontario” – Ontario native plant(s), named (*See reference on pg. 29*)

JUNIOR..... “Bug(s)” – creature(s) made of plant material (lady bugs, beetles, dragon flies etc.)

\* Bouquet: A design artistically created by grouping plant material, with or without accessories, using their own stems. May be inserted into a holder or container.

**RE/MAX** Country Classics Ltd. Brokerage  
Independently owned and operated

25 Years  
100's of Deals

613 756 6789  
cell/text - 613 602 1514

**Cathy Pitts**  
Broker

Barry's Bay/Combermere  
cathy@cathypells.com



**BETH & WENDELL HENRY**  
Owners

613-756-2029

info@wilnotavern.com

www.wilnotavern.com

17589 Hwy 60  
Wilno, ON, K0J 2N0



**MAY 18**

# COMBERMERE PLANT SALE

LOCATION: Combermere Craft Cabin  
TIME: 9 a.m. to Noon.

Compost for sale \$5 a bag.  
*Thank you BEI for compost donation!*

People can drop their plants off the day before. Plants can be left by the bench. Please label and price each item.

Money raised goes into the pot for the gardening club.



Bagging compost for the plant sale.

# BEI

Bonnechere Excavating Inc.


## SERVING THE OTTAWA VALLEY & SURROUNDING AREA

Road Work, Water and Sewer, Aggregate Production



**30 YEARS**

DEDICATION TO QUALITY  
LOCALLY OWNED AND OPERATED  
SUCCESS DRIVEN  
STRONG TEAM ENVIRONMENT  
EXPERIENCED  
LOCAL COLLABORATORS



**SPEAKER:** Doug DeLaMatter

**TOPIC:** Nature and Garden Photography

After a lifetime of snapping photos using film, and a career as a science teacher, Doug DeLaMatter has been taking pictures more seriously, ever since he got his first digital camera almost 20 years ago. Living in the Madawaska Valley provides him endless opportunities to capture beautiful images of nature. He believes we need to be reminded of nature's beauty and fragility, and to do what we can to "tread lightly" within our environment. Doug's presentation will include a brief overview of the mechanics of photography, but will spend more time on the elements of composition and how to simplify the process of getting impactful images, especially of flowers. He will share some "tricks of the trade" on how to create memorable photos. He will also discuss how to effectively use smart phones for photography.

**STRAWBERRY SOCIAL** at 6:30 p.m.

## EXHIBITS:

CLASS 1 .....Asparagus – three stalks

CLASS 2 .....Rhubarb – three stalks, pulled (not cut) with leaves trimmed to 2" fan shape

CLASS 3 .....Hosta – 3 leaves, one kind, named if possible

CLASS 4 .....Shrub rose – any colour, 1 bloom or spray, named if possible

CLASS 5 .....Perfect rose – floating in a bowl of water, without foliage

CLASS 6 .....Delphinium – 1 spike, any colour

CLASS 7 .....Peony – any colour, one bloom

CLASS 8 .....Iris – Bearded, any colour, one stalk

CLASS 9 .....Iris – Beardless (Siberian/Japanese) or Bulbous (English/Spanish/Dutch), any colour, one stalk

CLASS 10 .....Lupines – 2 spikes, same colour

CLASS 11 .....Radishes – 3 specimens, trim tops to 1/2", roots left on

CLASS 12 ..... "Together" – a Satellite design\*

CLASS 13 .....Photo: "Cover It Up!" – ground cover plants

JUNIOR.....Pansies or violets – stems with foliage attached in water of a small container

*\* Satellite - A design with a main unit and a smaller unit of the same colour, form and/or texture that do not touch but have a connective line between the units that becomes a vital part of the rhythmic pattern of the design..*



# JULY 7


## GARDEN TOUR

Welcome to our 2024 annual garden tour showcasing a selection of our outstanding and unique local gardens featuring floral displays, vegetable and herb gardens, and various gardening techniques. Enjoy a scenic self-guided driving tour through the beautiful scenery and expansive vistas of the Madawaska and Bonnechere Valleys.

A big thankyou to the participating gardeners.

Tour guides with maps are \$5.00 and are available at:

- CO Country Market, Combermere
- Gift It Gray, Barry's Bay
- Grandma's Pantry, Killaloe



# JULY 18

## ANNUAL GARDEN BBQ and AUCTION:

Time: 5 p.m., Location TBA

A great time to socialize and have a rollicking time bidding on auction items.

Bring:

- donations for the auction
- meat etc. for barbecuing
- a potluck dish to share
- your choice of drinks and utensils
- a lawn chair!
- your entries for the Photo Competition!



**V&S Stedmans**  
**Department \* Store**  
**Ted & Marnie Williamson**

19559 Opeongo Line  
 Barry's Bay, ON K0J 1B0

Phone: 613-756-2612  
 Fax: 613-756-7813

*Church Street Flowers*  
 and  
*Barrie Flowers 649*  
 Pamela McNichol

---

*Barrys Bay 1-833-977-3377*  
*Pembroke 613-631-1011*  
*Barrie 705-730-7649*



# AUGUST 15

**SPEAKER:** Lori Peplinskie  
Singing Meadows Farm  
**TOPIC:** Growing Chrysanthemums and Dahlias

Lori Peplinskie grows dahlias and chrysanthemums for sale, exhibition and seed production through her website Singing Meadows Farm. She studied biochemistry and holds a full-time job, leading a team of scientists in the vaccine industry. However, her passion is for growing plants. Lori started growing both mums and dahlias in larger quantities around 5 years ago on an allotment at a conservation area. She currently grows around 1300 plants consisting of over 100 cultivars. Her most recent passion is making hybrids through pollination and seed collection. In 2023 she won *King of the Show* at both the Hamilton and Canadian flower shows. Lori is also President of the Canadian Chrysanthemum and Dahlia Society. Naturally, she will tell us about growing dahlias and chrysanthemums.



# AUGUST 17

## FLOWER & VEGETABLE SHOW



- At the Royal Canadian Legion (Hwy 62 & Stafford St. in Barry's Bay)
- Free to enter competition with membership
- Entry tags are available at the door and at the August meeting
- Entry Rules on p. 20, Entry Classes on pp. 21 – 25
- Placement: Aug. 17, 8 – 10 a.m. (Doors close at 10 a.m. for judging)
- Please bring in your exhibits early to save rushing
- Public Viewing: 1 – 3 p.m.
- Removal: 3 – 3:30 p.m. (Not before 3 p.m.)

## INEZ BOEHME DESSERT TEA 1 – 3 p.m.

Join us for the Inez Boehme Tea, and contribute to the bursary fund while viewing the Flower and Vegetable Show.

### INEZ BOEHME MEMORIAL BURSARY

Proceeds from the Inez Boehme Dessert Tea are used for bursaries which are awarded to students pursuing post graduate studies that support responsible ecological care of the environment such as horticulture, agriculture, forestry etc.

In 2023 we were happy to offer a bursary to Abby Dombroski pursuing forestry technician studies at Algonquin College.

**Congratulations Abby!**

## SEPTEMBER 14

### BARRY'S BAY PLANT SALE

LOCATION: Zurakowski Park

TIME: 9 a.m. – Noon

Plants can be brought the morning of the sale.

Please label and price everything.

Money goes towards the gardening club.



## SEPTEMBER 19

SPEAKER: Connie Cull-Matthews,  
Eganville and Area Horticultural Society

TOPIC Invasive Plants

Connie Matthews-Cull has been an avid gardener for 35 years. She maintained a city garden in Ottawa, and a country garden simultaneously for 15 years. Now retired from teaching, she spends all her waking hours in her garden in Douglas, or on the computer as President of the Eganville and Area Horticultural Society and as Assistant Director of District 2 of the Ontario Horticultural Association. Growing up with naturalists made her very aware of the environment, so she was shocked to learn late in life that she, like many others, has been responsible for spreading invasive species. Connie will define what invasive species are and how they affect native ecosystems. She will give examples of invasive species and advise on how to deal with them.



### EXHIBITS

CLASS 1 .....Marigold – 3 blooms, any colour

CLASS 2 .....Sedum/Stonecrop – 3 stems, named if possible

CLASS 3 .....Chrysanthemum – 3 stems/sprays, any colour, owned for over three months

CLASS 4 .....Medicinal plant/herb – 3 stems/leaves, named, state what it is for

CLASS 5 .....Hydrangea – one branch, maximum length 24”, in water

CLASS 6 .....Any flower – not mentioned above, three stems or sprays

CLASS 7 .....Any fruits – appropriate samples

CLASS 8 .....Tomatoes – any variety, three specimens

CLASS 9 .....“Autumn Leaves” – a design using fall colour foliage

CLASS 10 .....Photo:“Bye-bye, Summer Garden”

JUNIOR .....Applicious!” – Create an apple creature

# OCTOBER 17



**SPEAKER:** Virginia deCarle

**TOPIC:** Forest Ecology

Virginia deCarle is a graduate of the Forestry Technician program at Algonquin College in Pembroke and now lives in Maynooth. Over the past 14 years she has worked for the forest industry as a ‘tree marker’ (marking which trees to cut) and has volunteered for various organizations related to forestry. She is also a forest educator at Forests Ontario, which gave her an award in recognition of her outstanding contributions to forestry education in the province. Virginia says, “My mission is to educate people of all ages about the importance of learning and connecting to the forests, lands and water that keep us alive.” She will tell us about the intricate webs of life that form the forest ecosystem in this area.

## **SEED EXCHANGE**

7.00 - 7.30 pm

Please bring your seeds to share, ideally in small labeled packets.

### **EXHIBITS:**

CLASS 1 ..... Winter squash, named

CLASS 2 ..... Fall asters – three sprays

CLASS 3 ..... Collection of foliage – 3 varieties, 1 stem each, named (evergreen may be included)

CLASS 4 ..... Any Vegetable – appropriate sample (1 citron, 3 potatoes, 5 carrots etc.)

CLASS 5 ..... “Survivors” – any perennial(s) that have survived frosts; 1 sample of each, named

CLASS 6 ..... “Thanks to Mother Nature” – a design incorporating seeds, fruits and/or vegetables

CLASS 7 ..... Photo: “Glorious Autumn”

JUNIOR ..... “Scavenger Hunt” – an item you have found in the forest; tell us what it is

## **HEARTWOOD RESTAURANT UKRAINE**

39280 Combermere Rd (Hwy 62)

Combermere, Ontario

(343) 401-7875

Enjoy delicious Ukrainian food!

## **Algonquin East Animal Clinic**

19162 Highway 60, RR2  
Barry's Bay, Ontario K0J 1B0

**Ann Burkart, DVM**

Tel: 613-756-1984 Fax: 613-756-4038

*After Hours Emergencies Only 613-717-3873*



# NOVEMBER 21

No exhibits this month!

6:00 p.m.: POT LUCK DINNER

7:00 p.m.: ELECTIONS

7:30 p.m.: SPEAKER:

Pamela McNichol, Church St. Flowers

TOPIC: Winter Decorations

Pam McNichol, originally from Combermere, has been a florist for 35 years. In 2017 she opened a floral shop in Pembroke, then expanded her business to Barry's Bay in 2019 (Church Street Flowers) and to Barrie in 2020.

As part of her presentation, Pam will create three or more beautiful winter arrangements, for outdoors and indoors. At the end of the meeting, the decorations will be raffled off, with all proceeds going to the Madawaska Valley Food Bank. It's a win-win!



MADAWASKA VALLEY  
**FOODBANK**  
Neighbours Helping Neighbours

*Please bring a donation for the Foodbank.  
Thank you!*

## UPCOMING REMINDERS FOR 2025:

The next meeting will be held on January 16, 2025.

## EXHIBITS FOR JANUARY 16, 2025:

CLASS 1 .....Sprouts – any variety (lentils, radishes, broccoli, alfalfa etc.), grown in water, named

CLASS 2 ..... Cactus/Cacti – one pot

CLASS 3 ..... Christmas Cactus in bloom – one pot, any colour

CLASS 4 ..... “Treasure Hunt” – a design incorporating findings from forests

CLASS 5 ..... Photo: “Joy of Life”

JUNIOR ..... Snowman – made and decorated with any material



c. 613.639.3472

40+ Years

Full Service in  
Lot Clearing • Septics  
Landscaping

yanthabackhoeandtrucking.com

# RULES FOR EXHIBITORS IN OUR FLOWER & VEGETABLE SHOW AND MONTHLY EXHIBITS:

- 1 Only current members of our society are eligible in our competitions.
- 2 Points will be awarded for placing in show classes and monthly competitions:  
1st place = 3 points, 2nd place = 2 points, 3rd place = 1 point  
Participation points will be awarded also; 1 point per entry. Prizes will be awarded based on total points gained from September through to August of the following year.
- 3 All exhibits must be the property of, and grown by the exhibitor unless otherwise specified, eg. wild-flowers. The design class is excluded. Design categories may use plant materials which have not been home-grown.
- 4 An exhibitor may only make one entry in any one class.
- 5 Potted plants must be in the possession of the exhibitor for at least 3 months.
- 6 All exhibits must be in place by the specified time for the show and remain in place until the end of the show
- 7 Only officials are allowed in the hall during judging at our annual show.
- 8 All exhibits will be judged in accordance with *Ontario Judging and Exhibiting Standards for Floral Design and Horticulture, 2019 edition*. A copy is available at our meetings.
- 9 The society will not be responsible for any loss or damage.

## RULES FOR PHOTOGRAPHIC COMPETITIONS

- 1 All entrants must hold a current membership in our society.
- 2 Each entry must be taken by the member entering the photo.
- 3 Entries must be in digital format or photographs 4"x6" or 5"x7". A border around a picture is no more than 1/2". Digital submissions are encouraged.
- 4 Photos may be adjusted for lighting and colour balance or cropped but should not be enhanced by adding or taking out of photo elements (e.g. Using photoshop to erase a hydro line, or to add a tree.)
- 5 In paper submissions, place your name and membership # on the back, and the class # and the name of the species (if applicable) on the front border.
- 6 In digital submissions,
  - 1) ATTACH (share) your photo file to your email. ONLY ONE PHOTO PER EMAIL.
  - 2) Title your email as (Write in subject line) "Horticultural Photo 2024"
  - 3) In the email body, write your info (Class #, the name of the species if applicable, your membership #, and your full name). e.g. #161, Sugar Maple, #12, Barbara Commandant
  - 4) Send the email to Lynne (info@yanthabackhoeandtrucking.com)
- 7 ONLY ONE ENTRY PER MEMBER PER CLASS.
- 8 The People's Choice winning photo will appear on the cover of our next yearbook.

## JUDGING SCALE FOR PHOTOS

HORTICULTURAL VALUE .....	40%
PHOTOGRAPHIC VALUE .....	40%
GENERAL APPEARANCE AND IMPACT .....	20%

# FLOWER AND VEGETABLE SHOW COMPETITION CLASSES

For all classes listed, please check the *Ontario Judging and Exhibiting Standards for Floral Design and Horticulture*. Remember to name the plant/cultivar if possible.

## SECTION A: ANNUALS

*When there is more than one bloom/spray, they can be different colours.*

1	Aster – Single/Double.....	3 stems
2	Calendula .....	3 blooms
3	Centaurea – Cornflowers/Bachelor’s Buttons .....	3 stems
4	Cleome.....	1 stem
5	Cosmos.....	3 stems
6	Dahlia – Decorative (over 4” diameter) .....	1 stem
7	Dahlia – Decorative (up to 4” diameter).....	1 stem
8	Dahlia – Cactus (over 4”).....	1 stem
9	Dahlia – Cactus (up to 4”).....	1 stem
10	Dahlia – any other.....	1 stem
11	Geranium Pelargonium/Garden Geranium.....	1 stem
12	Larkspur – annual Delphinium .....	1 spike
13	Lavatera .....	3 sprays
14	Limonium – Statice.....	3 stems
15	Marigold – double (over 3”).....	3 stems
16	Marigold – double (under 3”).....	3 stems
17	Marigold – single .....	3 stems
18	Nasturtium .....	3 stems
19	Pansy / Viola.....	3 blooms
20	Petunia – double.....	2 sprays
21	Petunia – single.....	2 sprays
22	Phlox – annual.....	3 stems
23	Salvia.....	3 spikes
24	Snapdragon.....	2 spikes
25	Sunflower (under 8” diameter).....	1 head
26	Sunflower Largest Head (diameter).....	1 head
27	Sweet Pea.....	3 sprays
28	Zinnia (up to 2”).....	3 blooms
29	Zinnia (2” to 4”).....	3 blooms
30	Zinnia (over 4”).....	3 blooms
31	Foliage Annual (ie.Dusty Miller, Coleus).....	3 stems
32	Any other Annual not listed.....	3 appropriate samples
33	Collection of 3 Annuals May include Classes 1 – 32 .....	1 container, 1 stem each

## SECTION B: GLADIOLUS

34	Large – over 3.5” (any solid colour).....	1 spike
35	Large – over 3.5” (multi- or bi-colour).....	1 spike

### Best Annual in Show (Classes 1 – 35)

## SECTION C: PERENNIALS

36	Achilea – Yarrow .....	3 stems
37	Asclepias – Butterfly weed .....	1 stem
38	Clematis (no foliage required) .....	2 blooms (can be floating)
39	Coreopsis .....	3 stems
40	Delphinium.....	1 spike
41	Echinacea – Coneflower .....	3 stems
42	Eryngium – Sea Holly .....	1 spray
43	Helenium.....	1 spray
44	Hemerocallis – Daylily, single.....	1 scape
45	Hemerocallis – Daylily, double .....	1 scape
46	Hosta, green leaf.....	1 leaf
47	Hosta, blue leaf .....	1 leaf
48	Hosta, multi-coloured leaf.....	1 leaf
49	Hosta, biggest leaf (any cultivar) .....	1 leaf
50	Hosta, smallest leaf (dwarf variety only).....	1 leaf
51	Hosta, worst slug damage (any cultivar).....	1 leaf
52	Liatris – Blazing Star/Gay Feather .....	2 stems
53	Lily, Oriental.....	1 stem
54	Lily, other variety.....	1 stem
55	Monarda – Bee Balm .....	3 stems (same colour)
56	Phlox .....	2 stems
57	Rudbeckia – Gloriosa Daisy .....	3 stems
58	Scabiosa – Pincushion Flower .....	3 stems (same colour)
59	Shasta Daisy.....	3 stems
60	Ornamental Grass .....	1 cultivar, 3 stems
61	Collection of foliage, 5 kinds in water, named, (evergreen may be included) .....	1 stem each
62	Flowering Shrub (up to 24”).....	1 branch or stem
63	Any other perennial (must be named).....	appropriate sample
64	Mystery Perennial (name not known).....	appropriate sample

### Best Perennial in Show (Classes 36 – 64)





**Cat Nap & Lazy Dog**  
PET OUTFITTERS  
Melissa Cieczkowski  
Edward Cieczkowski

613.756.5328  
info@catnaplazydog.com

19569 Opeongo Line  
Barry's Bay, ON K0J 1B0



**the co-operators®**  
A Better Place For You®

**Terry Marshall, WETT**  
Associate Financial Advisor

43 Bay Street, Box 759, Barry's Bay, ON K0J 1B0  
Bus: (613) 756-2667 Fax: (613) 756-2668  
Toll Free: 1-888-809-2667  
terry\_marshall@cooperators.ca

Home | Auto | Life | Investments | Group | Business | Farm | Travel



**CO Country Market**

(613) 756-1113  
Sandy Gauthier  
39258 Combermere Rd., Box 209  
Combermere, ON K0J 1L0  
co.countrymarket@hotmail.com

**The Wilno Craft Gallery**  
Exclusively Canadian 🍁

**Anna & Jan**

www.wilnocraftgallery.com  
wilnogallery@gmail.com  
Tel: 613-756-3010  
19 Borutski St., Wilno, ON K0J 2N0



**“Do not be made wild by pompous catalogs from florists and seedsmen”**

*Henry Ward Beecher  
19th century American preacher and writer*

## SECTION D: ROSES

65	Floribunda.....	1 spray
66	Grandiflora.....	1 spray
67	Hybrid Tea.....	1 bloom or spray
68	Miniature.....	1 bloom or spray
69	Explorer (ie. Champlain, John Cabot).....	1 bloom /spray
70	Shrub, Rugosa, Old Garden Rose.....	1 bloom /spray
71	David Austin.....	1 bloom / spray
72	Fragrant.....	1 bloom / spray

### Best Rose in Show (Classes 65 – 72)

## SECTION E: POTTED PLANTS

*One plant per pot, otherwise stated*

73	African Violet – single, single crown
74	African Violet – double, single crown
75	Begonia, Fibrous rooted – in bloom, can be more than one plant
76	Begonia, Tuberos – in bloom, can be more than one plant
77	Cactus
78	Succulent, other than a cactus
79	Foliage Plant (named)
80	Fuchsia – can be more than one plant
81	Geranium – Pelargonium/Garden Geranium, in bloom
82	Hanging Plant – Flower/Foliage/Fruit/Vegetable Not Listed Above, (named)
83	Herb Garden – At least 3 different herbs
84	Orchid – Paphiopedilum/Phragmipedium/Slipper Orchid
85	Orchid – Phalaenopsis/Moth Orchid
86	Orchid – Any other
87	Any Other House Plant – in bloom
88	Vegetable(s) grown in a pot (named)
89	Collection of at least 3 plants potted together (named)

### Best Potted Plant in Show (Classes 73 – 89)

## SECTION F: VEGETABLES

90	Beans, pole.....	5 specimens
91	Beans, green.....	5 specimens
92	Beans, wax.....	5 specimens
93	Beans, scarlet runner.....	5 specimens
94	Beans, any other type.....	5 specimens
95	Beets, globe shaped.....	3 specimens
96	Beets, cylindrical.....	3 specimens
97	Broccoli.....	1 head
98	Cabbage, green.....	1 head
99	Cabbage, red.....	1 head

- 100 Carrots (over 5")..... 3 roots
- 101 Carrots (under 5") ..... 3 roots
- 102 Cauliflower ..... 1 head
- 103 Citron.....1 specimen
- 104 Corn – any colour, 1/3 peeled from tip to end .... 2 specimens
- 105 Cucumber, slicing (over 6")..... 3 specimens
- 106 Cucumber, pickling ( 2" – 4")..... 3 specimens
- 107 Cucumber, longest .....1 specimen
- 108 Garlic ..... 1 bulb
- 109 Gourd ..... 1 head
- 110 Kale ..... 3 leaves in water
- 111 Kohlrabi.....1 specimen
- 112 Onions, green bunching ..... 5 specimens
- 113 Onions, Spanish.....3 specimens
- 114 Onions, winter keeping, mature bulbs ..... 3 specimens
- 115 Peas, snap..... 5 specimens
- 116 Peas, snow ..... 5 specimens
- 117 Pepper, sweet green .....1 specimen
- 118 Pepper, sweet coloured (other than green) .....1 specimen
- 119 Peppers, hot..... 3 specimens
- 120 Potatoes, white skinned..... 3 specimens
- 121 Potatoes, red skinned. .... 3 specimens
- 122 Potatoes, any other colour ..... 3 specimens
- 123 Pumpkin, small pie variety .....1 specimen
- 124 Pumpkin (must be orange) .....1 specimen
- 125 Squash, summer .....1 specimen
- 126 Squash, winter keeping .....1 specimen
- 127 Zucchini (under 8")..... 2 specimens
- 128 Zucchini, longest .....1 specimen
- 129 Tomato, globe shaped, red ..... 3 specimens
- 130 Tomato, globe shaped, green ..... 3 specimens
- 131 Tomato, globe shaped, any other colour ..... 3 specimens
- 132 Tomato, small i.e. cherry, grape, plum ..... 1 truss  
(must have 1/3 coloured)
- 133 Tomato, plum type..... 3 specimens
- 134 Tomato, largest (any colour) .....1 specimen
- 135 Any other vegetable not mentioned..... appropriate sample
- 136 Vegetable caricature (must have a name)
- 137 Abnormal vegetable (creation of mother nature) ..1 specimen
- 138 Collection of at least 4 different vegetables in an attractive display, not to exceed 24" x 24", list of vegetables to be provided with display
- 139 Preserve- any jam/pickles/preserve, labelled (will be opened for taste)
- 140 Scarecrow (suitable for garden patch)..... 1 entry



Lisa S & Cathy D  
Textile Curators

39072 Combermere Road  
Combermere, Ontario  
613-756-6262  
quilterscurve@gmail.com

Quilters Curve

Tuesday - Friday 10 a.m. - 4 p.m., Saturday 10 a.m. - Noon

**MON-SUN  
8AM-9PM**

**metro**  
*Food at its best.*  
(613) 756-7097



For all your grocery needs  
Barry's Bay Metro  
28 BAY STREET

**THE GRAPEVINE**

19391 Opeongo Line  
Barry's Bay, ON K0J 1B0  
613-756-2992

*Please  
Support  
Our  
Sponsors!*

## HERBS

- 141 Collection of culinary herbs, 5 kinds in water..... 1 stem each, labelled, in separate containers if desired
- 142 Collection of tea herbs, 5 kinds in water ..... 1 stem each, labelled, in separate containers if desired
- 143 Dill, largest head..... 1 head
- 144 Mint (variety named)..... 3 stalks

## FRUITS

- 145 Apples, eating (variety named if possible)..... 2 specimens
- 146 Apples, cooking (variety named if possible)..... 2 specimens
- 147 Blueberries (variety named if possible) ..... 5 berries
- 148 Crab apples (variety named if possible)..... 3 specimens
- 149 Muskmelon / cantaloupe..... 1 specimen
- 150 Grapes ( variety named if possible) ..... 1 cluster
- 151 Raspberries (variety named if possible)..... 5 berries
- 152 Any other fruit ..... appropriate sample

### Best Vegetable(s) in Show (Classes 90 – 152)

## SECTION G: DECORATIVE & DESIGN

- 1 All designs should be less than 24" wide and should not include soil.
- 2 Accessories may be used in a subordinate manner.
- 3 Floral foam is a non-recyclable mechanic which is hazardous to the environment. OHA discourages its use and suggests using alternative methods such as chicken wire, cedar leaves, wool or kenzan/frog etc.

## THEME: "Alice in Wonderland"

- 153 "Falling in a Rabbit Hole" ..... A Satellite\* design
- 154 "A Pool of Tears" ..... A Visible Use of Water\* design
- 155 "Mad Hatter Tea Party" ..... A design in a tea pot
- 156 "The King & Queen of Hearts" ..... A Pavé\* design
- 157 "The Garden of Eden" ..... A Fairy Garden\*
- 158 "Wonderland" ..... A Wayside\* design
- 159 "The Caterpillar's Mushroom" ..... A design incorporating findings from forest floor
- 160 "Who in the World Am I?" ..... A whimsical design incorporating vegetables

**Best Design in Show** (Classes 153 – 160): Selected by Judge  
**People's Choice** (Classes 153 – 160): Selected by viewers

*\*Satellite: A design with a main unit and a smaller unit of the same colour, form and/or texture that do not touch but have a connective line between the units that becomes a vital part of the rhythmic pattern of the design.*

*\*Visible Use of Water: A design that must include water that is clearly visible. Any design in which water is an important component. May be waterviewing, underwater, etc.*

*\*Pavé: In floral design, pavé is a technique of placing groups of plant material that have been cut short, close together to form undulating mounds of colours, textures, shapes and sizes. Any plant material, e.g., flowers, foliage, cut stems, fruits, vegetables, moss, etc., may be used.*



Derek Yuill  
Owner Operator

PO Box 460, Hwy 60  
Barry's Bay, ON K0J 1B0

Tel (613) 756-2023  
Fax (613) 756-2995

The **VALLEY** *Serving Barry's Bay and Neighbours weekly*  
GAZETTE

*Michel Lavigne - Publisher*

41 Bay Street, PO 375  
Barry's Bay, ON, K0J 1B0  
www.thevalleygazette.ca | 613-756-0256



**BAYBERRY  
DESIGN**

HIGH QUALITY  
ART REPRODUCTIONS  
WATERCOLOUR & CANVAS GICLÉE  
ART CARDS, PRINTS & POSTERS

BAYBERRYDESIGN.CA  
INFO@BAYBERRYDESIGN.CA  
613.756.2580





\* *Fairy Garden*: A miniature scene in a single container often reminiscent of children's stories. Plants may be alpines, miniatures or parts of larger plants but must have similar growing requirements. Accessories permitted. Usually included in the Special Exhibits Division.

\* *Wayside*: A design composed of common and plentiful flowers, foliage, fungi and/or weeds such as bulrushes, ox-eyed daisy, Queen Anne's Lace, goldenrod, etc. Plant species listed as endangered, threatened, of special concern or invasive should not be used. See *Endangered Species and Invasive Plants* for further details and sources of current lists of these plants. (from Ontario Judging and Exhibiting Standards for Floral Design and Horticulture, 2019 Edition)

## SECTION H: PHOTO SECTION

Photos to be emailed or handed in by July BBQ, don't forget to include nature (plant/tree/flower/foliage etc.) in your photo.

- 161 "An Open Door" ..... A door with plants
- 162 "Forest Floor" ..... Your finding(s)
- 163 "A Glimpse to a Past Garden" ..... Heirloom plant(s) or your inherited plant(s)
- 164 "Trees in the Valley" ..... A landscape photo
- 165 "A Still Life" ..... Vegetable(s) in natural light
- 166 "Spring at Last" ..... Emerging plant
- 167 "For the Joy of Rain" ..... Before/in/after rain
- 168 "A World of Flowers" ..... Your interpretation

There will be a People's Choice ballot box for Classes 161 – 168. The winning picture will appear on the cover of our next yearbook.

## SECTION I: CHILDREN'S SECTION

**Flowers (in a vase) & Vegetables** (You must have grown these.)

- 169 Petunia, any type, any colour ..... 3 sprays (3 stems with flowers and foliage attached)
- 170 Pansy (including Johnny-jump-ups) ..... 3 stems
- 171 Sunflower, any size ..... 1 bloom
- 172 Any other annual, named ..... 3 stems
- 173 Any perennial or shrub ..... 3 stems
- 174 Tomato, any variety ... 2 specimens, same cultivar, similar size
- 175 Beans, bush or pole, any colour ..... 3 specimens, same cultivar, similar size
- 176 Deformed vegetable, given a name ..... 1 specimen

## Decorative & Design

(You can get materials from any source: family's or friend's garden, stores, or nature)

- 177 "A Bouquet for Mother" ..... A variety of flowers, cut, in a vase
- 178 "Beauty in Nature" ..... A collection of wild flowers, weeds and seed heads found in nature
- 179 "Summer Fun" ..... A unique flower arrangement in any type of container, in any size.
- 180 "Funniest Animal" ..... Made entirely of veggies!!
- 181 "Painted Rock" ..... Any size, any subject, using suitable paint
- 182 "Best Art Project" ..... Using any natural material, such as cones, twigs, bark, seeds, leaves.



**SUMMERS BROS.**

**Killaloe**

154 Queen St

**613-757-2171**

[www.summersbros.com](http://www.summersbros.com)

**mi**  
mekastin interiors

**f** Mekastin Interiors  
**@** @mekastininteriors.com  
**250 826 8786**

Interior Design



**BUY·SELL·INVEST**  
YOUR *Valley* REALTOR®



*Kristen*  
**GRAVES KUIACK**  
REAL ESTATE BROKER

**613-633-2136**  
[YourValleyRealtor.ca](http://YourValleyRealtor.ca)



### Prolonging the Life of Cut Flowers

To prevent (or slow down) bacterial growth in the water:

Add 1 tsp. household bleach (yes! bleach!) to approx. 2 litres of water.

When refreshing the water, dump all the water out, and replace with new water prepared as above.

### Environmentally Friendly 'Holding Material' for Flower and Greenery Arrangements

Instead of using 'oasis foam', try using chicken wire stuffed with moss. Pour a little water in to keep the moss nicely moist.

This holds the product extremely well, and can be used over and over again.



**Combermere Service Centre**  
39154 Combermere road  
Combermere, ON K0J 1L0  
TEL.: 613-756-3637  
613.756.5109  
[combermereservice@gmail.com](mailto:combermereservice@gmail.com)



A WELCOMING SHOP  
FEATURING THE WORK  
OF OUR COMMUNITY  
ARTISTS, MAKERS, AND  
CREATORS

19582 OPEONGO LINE  
BARRYS BAY

613-756-7890

[www.bluebirdcollective.ca](http://www.bluebirdcollective.ca)



## SHOP IN-STORE & ONLINE

19492A OPEONGO LINE, BARRY'S BAY

[WWW.GIFTITGRAY.CA](http://WWW.GIFTITGRAY.CA)

  @GIFTITGRAY

APPAREL • HOME DECOR • FUDGE • GIFTWARE • BODY PRODUCTS • TOYS



Visit Engine House Cafe  
for locally roasted coffee,  
home made food and  
baked goods.

Located at 183 Queen St.  
in Killaloe

**613-757-2237**



Grandma's Pantry  
located at  
184 Queen St. Killaloe  
has been your local-  
health food/bulk store  
since 1993.

**613-757-0497**

EST. 1993





# VOLUNTEER HOURS FOR 2024

## Madawaska Valley Gardening Club

**Member's Name:** \_\_\_\_\_

The Ontario Horticultural Association is asking the help of all Horticultural Societies to compile records of the hours spent by members in community volunteer work. This information will be helpful when requesting sponsorship from businesses, with grant applications from organizations such as the Trillium Foundation, and increasing the membership of our society. The volunteer hours will be kept on record. Please fill out the form below and pass to the Secretary by the November meeting.

### Guidelines for Volunteer Hours

1. Community Planting – planning, planting, preparation and maintenance of community gardens such as Adopt-A-Bed Projects.
2. Flower Shows, Garden Tour – planning and preparation for these events. Do not include time attending or viewing gardens.
3. Community Events – working at plant sales, local fairs, community outreach programs, Communities in Bloom, etc.
4. Youth Activities – talking to schools, youth groups within societies, etc.
5. Special events – workshops, seminars, courses, District AGM, OHA convention hosting, etc.
6. Yearbook, Newsletter, website – planning, developing and maintaining.
7. Executive meetings – attending executive meetings. Include set-up and planning of regular meetings (not time during regular meetings).
8. Executive members – President, V.P., Secretary, Treasurer, Social Convener, etc.
9. Other – breakdown of other activities not covered above (fundraising, Trivia Night, etc.)

Activity	Dec	Jan	Feb	Mar	Apr	May	Jun	Jul	Aug	Sep	Oct	Nov	Total
1. Community Planting													
2. Flower Show, Garden Tour													
3. Community Events													
4. Youth Activities													
5. Special Events													
6. Yearbook, Newsletter, Web													
7. Executive Meetings													
8. Executive Members													
9. Others (Please specify)													
<b>Total Hours</b>													

# OUR ADOPT-A-BED PROJECTS

<b>Bed/Planter Location</b> .....	<b>Size</b> .....	<b>Team Leader</b>
Omanique Trail (raised bed near dock) .....	M-L .....	Julie Zurakowski
Omanique Trail (raised bed mid trail) .....	M-L .....	Julie Zurakowski
Omanique Trail (sign near causeway) .....	S .....	Julie Zurakowski
Stone Artifact Bed (front of artifact) .....	L .....	Julie Zurakowski
Omanique Walkway Sign (at bench) .....	S .....	Julie Zurakowski
Omanique Silver Maple Bed .....	L .....	Julie Zurakowski
Beds at Library .....	S-M .....	Rob Filipkowski
Barry's Bay Post Office .....	M .....	Sharon Mahussier
Hospital Beds .....	M-L .....	Peter Dolan/Jeneene Brunton
Self-watering Containers/Hanging Baskets .....	L .....	Ritsuko Honda
Senior's Centre .....	M .....	Elser L Archer/Eden Guidroz
Combermere Boat Launch .....	M .....	Bernice Boehme
Combermere Bridge Boxes .....	L .....	Colina Taylor
Water Tower Park Area .....	L .....	Anna Dolan
Round About Planters .....	M-L .....	Elser Lee Archer
Lion's Arch Flower Bed .....	M-L .....	Donna & Bev Burchat
Rotating Sign at PY Centre .....	M-L .....	Donna & Bev Burchat
Downtown MAD Parkette/Side Bench .....	L .....	Ritsuko Honda
Combermere Log Planter .....	M .....	Ritsuko Honda
Zurakowski Park Sign Bed .....	M .....	Maryjka Mychajlowycz
Hospital Clinic Entrance .....	M .....	Karen Wagner



By caring for these gardens, we take pride in our community.

If you walk by and see a weed, pluck it.

Deadhead spent flowers when needed.

If you have some time and would like to help, call the team lead.

Help shape our community. You can make a difference.





A garden on the 2023 Garden Tour



The daffodil planting crew at the hospital, 2023