



2019  
FLOWER SHOW  
SCHEDULE



*Celebrating 35 years (1984-2019)*  
*Proud member of the Ontario Horticultural Association*  
*District 15*



Dear Fellow Member:

This year we are celebrating the 35th anniversary of the founding of our Society. Please take this opportunity to share your talents for growing plants and/or floral design.

To ensure the best possible results, please read the schedule and rules carefully. This document contains all the information you should need to enter and governs the show. If something is not clear to you, don't hesitate to ask. Remember, everyone was a beginner at one time and no schedule is ever perfect.

Please try to name your horticultural entries on the entry cards provided. This allows everyone viewing the show to learn about a variety of plants and sourcing a particular plant is easier when you know the name.

An invaluable resource for exhibitors is the Ontario Judging and Exhibiting Standards for Horticulture and Floral Design (OJES). OJES contains information on preparing entries and classification of various species as well as what judges look for, definitions and the scale of points used in judging both horticulture and design exhibits. A revised edition is currently being published and will be available at our September Society meeting.

All entries in the flower shows receive points toward our Annual Show Awards. Prize monies will be presented to all participants at our November meeting. The Liisa Wolfgram Trophy for Horticultural Excellence is awarded to the member achieving the highest annual point total in the Horticultural Division.



*Join in – it's fun!*

For more information contact:

<i>Sue Pehlivan, Flower Show Chair</i>	<i>905-820-4121</i>	<i>asumanpehlivan@hotmail.com</i>
<i>Heinke Thiessen, Schedule Writer</i>	<i>905-820-4751</i>	<i>heinkecvhs@gmail.com</i>

### **TABLE OF CONTENTS**

	Page(s)
<b>Schedules:</b>	
May 8 <sup>th</sup> .....	3
June 12 <sup>th</sup> .....	4 & 5
October 9 <sup>th</sup> .....	6
<b>Rules:</b> General .....	7
Design .....	7
Horticulture .....	8
<b>Awards</b> .....	8
<b>Definitions:</b> Horticultural Division .....	9
Design Division .....	9
Horticulture Helpful Hints .....	3
Displays & Collections .....	5
Preparing Fruits and Vegetables for Shows .....	6

## **CVHS Flower Show Schedule – May 8, 2019**

Entries will be received between 7:00 and 7:30 p.m.  
in the Arbour Green Room at South Common Community Centre.  
No entries will be accepted after 7:30 p.m. when exhibitors must leave the show area.

### ***Division I: DESIGN***

**Awards:** Best in Show

#### ***“Beginnings”***

Class:

1. **Bursting Forth** - a design
2. **A Touch of Spring** - a water viewing design (see Design Definitions page 9)

### ***Division II: HORTICULTURE***

***(2 entries permitted per exhibitor per class if different unless otherwise specified)***

**Awards:** Best in Show & Judge's Choice

Class:

3. Narcissus/Daffodil - 1 scape (stem), no foliage
4. Tulip - 1 stem (with no more than two leaves)
5. Any other spring flowering bulb, corm, tuber or rhizome – 1 stem
6. Spring flowering perennial excluding bulbs, corms, tubers or rhizomes – 1 stem
7. Flowering branch - 1 branch not to exceed 76 cm (30 inches) measured from the top of the vase/container
8. Houseplant - grown primarily for flowers, colourful bracts or fruit - 1 pot not to exceed 20 cm (8 inches) in diameter – *1 entry per exhibitor*
9. Houseplant - grown primarily for foliage - 1 pot not to exceed 20 cm (8 inches) in diameter – *1 entry per exhibitor*
10. A collection of spring flowers – Minimum 5 different cultivars displayed in one container. (May include bulbs, corms, tubers, rhizomes, perennials, and biennials. Multiple stems of each cultivar are permitted. No unattached foliage permitted.) - *1 entry per exhibitor*

#### ***Horticultural Division Helpful Hints***

- Cut flowers and foliage the evening before the show or in the early morning and immediately place in a bucket of warm water. Keep Narcissus/Daffodils separate from other types of plant material.
- If a class calls for multiple stems, cut 1 or 2 extra in case of damage during transit to the show.
- Remove evidence of insects, disease, dust, stains, pollen, spent flowers etc.
- Gently wedge a piece of plastic wrap in the neck of the vase to hold stems upright if needed.
- A bud showing colour is considered a bloom. If the class calls for a single/specimen bloom, remove the bud.
- Only attached foliage is permitted unless otherwise stated in the schedule.
- Wiring, oiling, spraying and artificial colouring are prohibited in the horticultural division. No leaf shine!

## **CVHS Flower Show Schedule – June 12, 2019**

Entries will be received between 7:00 and 7:40 p.m.  
in the upper and lower lobbies at South Common Community Centre.  
No entries will be accepted after 7:40 p.m. when exhibitors must leave the show area.

### ***Division I: DESIGN***

*(See Design Rule #2 for niche specifications)*

**Awards:** Best in Show & Judge's Choice

#### **“Happy Anniversary”**

Class:

1. **Cheers** - a design
2. **Celebration** - a design
3. **Fireworks** - a design
4. **Let's Dance** - a design
5. **Sparkle** - a miniature design with fresh plant material  
(see Design Definitions page 9)



### ***Division II: HORTICULTURE***

*(2 entries permitted per exhibitor per class if different unless otherwise specified)*

**Awards:** Best in Show & Judge's Choice

#### **Section A - Roses**

Class:

6. Rose, Hybrid Tea or Grandiflora - 1 specimen bloom
7. Rose, Floribunda -1 spray
8. Rose, Climber - 1 specimen bloom or spray
9. Rose, Miniature -1 spray or specimen bloom
10. Rose, any other - 1 specimen bloom or spray

#### **Section B - Bulbs, Corms, Tubers, Rhizomes,**

Class:

11. Allium – 1 stem
12. Iris, bearded - 1 stalk (stem)
13. Iris, any other - 1 stalk (stem)
14. Peony (*Paeonia*) - 1 bloom (disbudded)
15. Any other flower from a bulb, corm, tuber or rhizome – 1 stem

#### **Section C – Perennials & Biennials** *(excluding woody perennials)*

Class:

16. Coral Bells (*Heuchera*) - 3 flower stems of one cultivar, no foliage

*Continued on next page....*

**June 2019 Schedule continued....**

- 17. Hosta, miniature – 3 leaves, same cultivar (mature leaf less than 6" total area, measured length times width at largest points)
- 18. Hosta, solid color - 3 leaves, same cultivar
- 19. Hosta, variegated - 3 leaves, same cultivar
- 20. Hosta, other – 3 leaves, same cultivar (e.g. streaked, mottled etc.)
- 21. Any other perennial or biennial – 1 stem, spike or spray (*3 entries per exhibitor permitted*)
- 22. Collection of perennials grown mainly for foliage – 1 stem of 5 different, each displayed in own container, named
- 23. Collection of perennials grown mainly for bloom – 1 stem of 5 different, each displayed in own container, named

**Section D - Other**

**Class:**

- 24. Flowering vine - 1 stem not to exceed 76 cm (30 inches) measured from the top of the vase/container
- 25. Flowering branch - 1 branch not to exceed 76 cm (30 inches) measured from the top of the vase/container
- 26. Houseplant- 1 pot not to exceed 20 cm (8 inches) in diameter

**DISPLAYS & COLLECTIONS**



***Collection of small spring flowers***

Displays and collections contain a specified number of cut flowers, potted plants, branches, fruits, vegetables, or nuts.

Both displays and collections are judged on the cultural perfection of the exhibit; however, displays are also judged for artistic effect (design).

A collection may be exhibited in one or multiple containers. When the schedule requires the collection be exhibited in separate containers, use similar containers, a placemat, piece of paper, tray etc. to unify the collection. This ensures that all exhibits in the collection are easy to identify and the collection is kept together in case the entry needs to be moved.



***Collection of ferns***



***Displays of fruits, vegetables & plants***



***Collection of fruits & vegetables***



***Collection of Heuchera leaves***



## **CVHS Flower Show Schedule – October 9, 2019**

Entries will be received between 7:00 and 7:30 p.m.  
in the Arbour Green Room at South Common Community Centre  
No entries will be accepted after 7:30 p.m. when exhibitors must leave the show area.

### ***Division I: DESIGN***

**Awards:** Best in Show

#### ***“Autumn”***

Class:

1. **Harvest** - a design to include fruit(s) and/or vegetable(s)
2. **In the Woods** - a design

### ***Division II: HORTICULTURE***

***(2 entries permitted per exhibitor per class if different unless otherwise specified)***

**Awards:** Best in Show & Judge's Choice

Class:

3. Flowering annual – 1 bloom or stem
4. Aster - 1 spray
5. Chrysanthemum - 1 spray
6. Coleus - 1 stem
7. Dahlia, bloom under 10 cm (4”) - 1 bloom
8. Dahlia, bloom 10 cm (4”) and over - 1 bloom
9. Any other flowering bulb, corm, tuber or rhizome – 1 stem or bloom
10. Rose – 1 bloom or spray
11. Flowering branch - 1 branch not to exceed 76 cm (30 inches) measured from the top of the vase/container (including woody perennials such as *Caryopteris*, *Buddleia*, *Perovskia* etc.)
12. Any other flowering perennial - 1 bloom or stem
13. Fruit or vegetable – 1 specimen
14. Collection of 3 - 10 types of fruits and/or vegetables – exhibited in 1 container (tray, basket, etc.) not to exceed 51 cm (20 inches) in width and length - *1 entry per exhibitor*
15. Houseplant - 1 pot not to exceed 20 cm (8 inches) in diameter

#### **Preparing Fruits & Vegetables for Shows**

<i>Tomatoes</i>	- leave the calyx attached;
<i>Carrots</i>	- remove tops approximately 1” above crown; tap root should be left on.
<i>Onions</i>	- do not peel but remove jagged and dirty outer scales, remove roots & trim top neatly;
<i>Zucchini</i>	- trim stem but leave attached;
<i>Peppers</i>	- trim stem to ½”;

Check the Ontario Judging & Exhibiting Standards, 2003 edition for how to prepare other exhibits for shows.

## **2019 CVHS SHOW RULES**

### **GENERAL RULES:**

1. Exhibitors must be members in good standing of Credit Valley Horticultural Society.
2. Entries in May and October will be received between 7:00 and 7:30 p.m. No entries will be accepted after 7:30 p.m. to allow time for judging before the lights are turned off for the speaker. In June, entries will be accepted between 7:00 and 7:40 p.m. All entries must remain in place at the show until 9:30 p.m. or 15 minutes past the conclusion of the Society's meeting, whichever is later. Only show committee members, the clerks and judges may remain in the show area once entries are closed until judging is completed.
3. Entry tags are available at the show and must accompany each entry.
4. Judging will be in accordance with The Ontario Judging and Exhibiting Standards for Horticulture and Floral Design, 2003 Edition. The decision of the Judge(s) will be final. No awards will be given to a substandard exhibit even though it may be the only entry in the class. Honorable Mentions may be awarded as deemed appropriate. A Best in Show and Judge's Choice will be awarded as indicated on the schedule.
5. While reasonable precautions will be taken to protect the exhibitors' property, by entering the show, exhibitors agree to assume full responsibility for any loss or damage to their exhibit(s) and property.
6. Entries of or including endangered, protected, or scarce native species are not permitted. The Species at Risk Registry is the authority for determining this designation. See [www.registrelep-sararegistry.gc.ca](http://www.registrelep-sararegistry.gc.ca).
7. Any diseased or infested plant material will not be accepted for entry in order to protect the other exhibits.

### **DESIGN RULES:**

1. Designs must be the work of the exhibitor.
2. Exhibitors may enter any number of classes but may have only one (1) entry per class.
3. At the May and October shows, designs will be displayed on 76 cm (30 inches) deep tables against a tan cinderblock wall and are each allotted a space 61 cm (24 inches) wide.
4. At the June show, design exhibits in classes 1-4 will be displayed in white niches 61cm wide x 91.4 cm high x 76 cm deep (24" wide x 36" high x 30" deep). Miniature designs in class 5 will be displayed in open white "L" shaped niches placed on a shelf approximately 114 cm (45") above the floor. Miniature niches are 14 cm wide x 15 cm high x 12.5 cm deep (5 ¾" x 6" x 5").
5. Designs must include fresh plant material unless otherwise specified. Accessories are permitted. A judicious use of painted or dyed plant material is acceptable. Plant material in the Design Division may be from any source (i.e. purchased material is acceptable).
6. Only the exhibitor may move his/her design. Exhibitors are not permitted to touch or alter any entry once entries are closed.

**HORTICULTURAL RULES:**

1. Horticultural entries are limited to two (2) per class per exhibitor, provided they are of different species/cultivars, unless otherwise specified. Whenever possible, entries should be named to enhance the educational value of the show.
2. Exhibitors must provide their own containers and each entry must be in its own container, unless otherwise specified in the schedule.
3. All entries must have been grown/owned by the exhibitor for at least three (3) months prior to the show.
4. Only Show Committee members are permitted to move exhibits in the Horticultural Division (for subdivision and/or spacing purposes) once the exhibit has been placed.
5. Only attached foliage is permitted unless otherwise stated in the schedule.
6. The description provided in each class must be followed exactly (i.e. if one stalk or stem is specified, only one may be shown per entry). Failure to do so may result in disqualification. Any bud showing color must be considered a bloom.
7. Staking, wiring or tying is not permitted in cut flower classes but is allowed in all houseplant classes. Cut specimens may be discretely wedged to hold stems upright.
8. The Show Committee may subdivide classes where necessary and remove entries not conforming to show standards.

**SHOW AWARDS**

Prize money is awarded based on accumulated points and valued at 5 cents per point to an annual maximum of \$40 per member.

The LiisaWolfgram Trophy for Horticultural Excellence will be awarded to the member achieving the highest annual point total in the Horticultural Division.

Show Awards will be presented at the November meeting. Points are awarded for entries and placements as follows:

	<u>Horticulture</u>	<u>Design</u>	
Best in Show	30	30	points
Judge’s Choice	25	25	points
1st	15	25	points
2nd	13	20	points
3rd	10	15	points
Honorable Mention	8	10	points
Entry	5	5	points






## DEFINITIONS

### Horticultural Division

- Bulb:** A specialized, usually underground, structure consisting of a short dominant stem and bud surrounded by fleshy scales. E.g. *Tulipa*, *Narcissus*, *Muscari*, *Allium*, *Lilium*, *Colchicum*
- Collection:** A specified number of cut flowers, potted plants, branches, fruits, vegetables, or nuts, exhibited for cultural perfection.
- Corm:** A modified, usually underground, stem, thickened, fleshy and solid. E.g. *Crocus*, *Gladiolus*
- Cultivar:** Cultivated variety. Form of plant originated and maintained only in cultivation, which when reproduced retain their distinguishing features.
- Display:** A specified number of cut flowers, potted plants, branches, fruits, vegetables, or nuts, exhibited for artistic effect as well as cultural perfection.
- Rhizome:** An underground or surface root-like stem that grows horizontally, usually thickened with stored food, and that bears leaves, flower stalks and roots. E.g. *Convallaria majalis* (Lily of the Valley), *Polygonatum* (Solomon's Seal), *Canna*
- Specimen Bloom:** A single flower on a stem.


- Spray:** The terminal flowering growth of an herbaceous or woody plant carried on one stem. Ideally it would show all forms e.g. flowers in bloom, buds showing colour, green buds and leaves.



- Tuber:** A fleshy underground stem for storage of moisture and nutrients, bearing small eyes for asexual reproduction. E.g. *Arisaema* (Jack in the Pulpit), *Paeonia* (Peony), *Dahlia*


### Design Division

- Design:** A combination of fresh and/or dried plant material and/or inorganic objects arranged to create an artistic unit. The designer uses the elements of design: space, line, form, colour, texture and pattern in the accepted principles of art: balance, rhythm, proportion, scale, contrast and dominance to interpret the theme and create a design of harmony and distinction.
- Miniature:** A design with maximum dimensions of 127 cm (5") in any direction (height, width, depth and diagonal). For good proportion, the container should not exceed 3.5 cm (1 ½") in height.
- Water Viewing:** Usually a line design in a shallow container with one-half to two-thirds of the container surface showing water.



Water viewing

### DESIGNS



Miniature