



# St. George Garden Club

## Newsletter

All Ages Welcome

Inexperienced to Experienced



December, 2020—Issue 39



### Executive

Shirley Steedman –  
co-Pres

519-448-1442

Judy Bisch – co-Pres

519-448-1441

Jenny-Lynn Bisch –co  
-VP

519-771-5199

Amy Bradley – co-VP

519-717-4230

Nancy Carubba – Sec

519-802-8498

Avril Hunter – Treas

519-414-6666

### Directors

Brigitte Straub

519-755-9074

Barbara Melara

519-448-3676

Ann Dieryck

519-414-0068

Sylvia Stafford

519-740-1501

Jean Whidden

647-237-5925

Rose Marie Woodley-  
Robinson

519 448-3842

### President's Message:

*Judy and I would like to thank all members for your support this year. We have been able to keep our membership at a good number, unlike some other sister clubs. We are passing the torch over to Jenny Lynn Bisch and Amy Bradley who will have lots of new ideas for us next year. Of course we will be dealing with COVID the first part of 2021, so we will wait and see how things progress as we sure do want to have our meetings again. In the Spring of 2021, we need to have a big recruitment drive as we missed having one in 2020, so watch for new neighbours in your area. I will be sending out an invitation you can print off and hand out to anyone you know. We will most likely have a few virtual meetings to start the year off in March. A 2021 Program of Events will be emailed out in the near future. Why not consider giving the gift of a membership to someone you know? .....it will be the gift that gives for the whole year. Also take note of the District 6 draw – where those who buy a membership for a new person will have their name entered into a draw...see further in the newsletter.*

*Next year is also the St. George Garden Club's 100<sup>th</sup> Anniversary, and we have a lovely pewter brooch especially made like our floral emblem, the Apple Blossom...that will be for sale shortly. If you are interested in one for a Christmas Gift, contact Judy Bisch at 519-448-1441 as they'd make a lovely Christmas Gift. We'll have lots of new things like a Garden Tour as well.....that will be so enjoyable.....*

*As mentioned in the separate email flyer, we will be going to see the Christmas Lights Dec 12<sup>th</sup>, lining up at 6:30pm at the fire hall. We will be leaving at 7:00pm. While lineup you will be given a poinsettia for Christmas to brighten your holiday season. We'd like as many folks as possible to come and pick them up to save so many deliveries.*

*Thanks to the entire executive for your support this year as well. Judy & I have enjoyed working with you all and look forward to new and exciting activities in 2021 under the new leadership. Best of Luck to Jenny Lynn and Amy as they start their presidency!*

*Shirley & Judy*

## WINTERBERRY:

The colour **Red** is the best of cures to stimulate and excite us on dreary grey days. Plan now to put the colour in your landscape with the bright **red** berries of the **Winterberry** that also lures in those colourful birds that feed on them. Enjoyed by over 40 species of birds, the berries remain throughout the winter season. In addition, they are a favourite for florists and DIY designers, utilizing them in arrangements and urns.

*Ilex verticillata*, is our native holly, but unlike the familiar holly shrubs, this is a deciduous shrub that loses its leaves in the fall revealing the stunning **scarlet** berries. It is also dioecious (separate male and female plants). They can be purchased locally but to ensure you have fertilized flowers that produce the berries, you must plant a male within 50 feet from the females (5-7 females). Groupings of these shrubs will grab your attention when seen along ponds and streams and in swamps or your side yard. They are easily grown in medium to wet soils in full sun to partial shade.

Order your shrubs now for spring planting and they will soon be enlivening your winter entertaining outdoors.



*...and Irene's follow up message:*

I took the picture November 23rd, with the snow to provide contrast. Lots of these shrubs are on swampy roadsides where you might need waders and the secret locations may not be readily shared, but you will spot them once you start paying attention. They look so colourful that I even tuck the berried branches into other bushes for impact. I was going to check with Proven Winners about getting three females and one male, priced around \$20 each. I'd love to plant them around a swampy area on the far end of our orchard but close to the road so still enjoyed. Plan ahead.

*Irene Thurston*



## OUT AND IN DECEMBER 2020

Have you been out in your garden lately, looking around at what is and is not growing? Yes, growing and the plants preparing for next year. The buds are showing on the Lilac bushes and Magnolia trees, and this is normal. Even the Hostas are showing new sprouts. But what about what is in flower? We have been looking - and found buds and flowers on some Hellebore plants. These photos were taken on November 28/20.



We usually find flowers on the white plant on Christmas day, depending on the snow cover. This plant keeps its flowers even when covered in snow and they poke through during winter thaws. However, the other plant does not usually have buds until April. The weather has been so unseasonal lately that anything is possible. This is a real welcomed treat that our gardens may be giving us.

These two plants are older varieties of Hellebores, as the flowers are low, close to the base, and facing down. Many of the newer varieties have longer flower stems with the flowers facing up.

Now for more seasonal plants like Poinsettias, Cyclamens, Frosted Ferns, Amaryllis. They all like light and moisture, but not sitting in water. The care instructions that come with these are good, and then use your own judgment and treat them the same as your other houseplants.

The trick for these starts in the store, when picking the plant.

The coloured bracts or leaves on the Poinsettia are not the flowers. The small yellow flowers are clustered at the base of the stems of the upper most bracts. Try to choose plants with some flower life still left.

Gently separate the leaves of a Cyclamen and look for hidden buds. These are the future flowers that will make this plant last for many weeks.

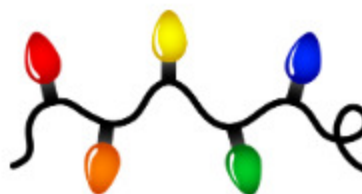
Amaryllis bulbs grow fast. Sometimes leaves come first. When the thicker flower stem starts, watch the sun light it is getting, as the stem will go for the light. Rotate the plant frequently so the stem will grow straight.

How you bring these tropical plants home is important. They need to be protected from the cold. Plan to get the plant at the end of your shopping trip and head straight home. The paper or plastic sleeves the store may supply will not protect them for long. Put the plants in the car with you close to the heater and maybe wrap a blanket around them.

When you get home, take the plants into the house first. The groceries can wait, the ice cream is not about to melt at this time of year. Open up the store wrapping to let the warm air into the plant. If the leaves do not turn black in a few hours, you have been successful. Because, baby it's cold outside!

*Len Cole*  
*Master Gardener*

December4, 2020





## THANK YOU SHIRLEY AND JUDY

On behalf of the executive, Jenny Lynn and I would like to thank Shirley Steedman and Judy Bisch for all that that have done for the St. George Garden Club. They have contributed untold hours towards the club. From organizing and overseeing club activities and the Plant Sale, to keeping track of membership, helping with the garden at the arena, to attending extra meetings, always looking for grants or other projects, we have all benefited from their leadership and hard work.

Entering into 2020 we had no idea what challenges lay ahead. Shirley and Judy quickly sought ways for the club to still meet via ZOOM, as well as handling the challenge of the Plant Sale, (which turned out to be one of the best sales we have hosted). They have lead us through a very tough year and we all owe these two ladies a huge amount of respect and gratitude. Thank you, Judy and Shirley, for all that you have done for the St. George Garden Club.

Sincerely,  
Jenny Lynn Bisch  
and  
Amy Jones Bradley  
Co Chairs for 2021



We are very pleased to announce our commemorative SGGC 100th Anniversary brooch, will be available for purchase Friday December 4th!! Just in time for the holiday season of gift giving.

This beautifully crafted pewter apple blossom brooch is a one-of-a-kind Robert Hall design, at the very affordable price of \$35.00 each.

Please consider supporting our club in this fundraiser, as the funds will go towards our 100th Anniversary events.

Text or call Judy Bisch at 519-575-8636 to arrange pick up. Cash or cheque accepted (cheque to be made out to the St. George. Garden Club).

We are looking forward to when we can all be together again, sporting our club brooch at our local and District 6 meetings.

Merry Christmas!  
100th Anniversary Committee



(photo enlarged for detail)

## Maple Leaf for Forever

The St. George Garden club from 2003 and 2016 was involved in the Roadside Tree Program started by three former Garden Club members. Jim Ross, the last of the three, passed away on November 5<sup>th</sup>, 2020 at St. George.

Jim Ross, Hank Hedges and Gil Henderson got together to form a group to put the maple tree back on the roadsides in Brant County. They enlisted the help of several organizations and the Garden club along with Grand River Conservation, The Lion's Club of St. George, Tim Hortons Onadonga Farm and the KELP students from Paris high school and other interested volunteers.

The volunteers would go out in April and plant the bare root trees in pre-dug holes that Jim Ross looked after getting dug each year along with getting the trees. The trees were 50mm and 14-16' high.

The planning started the fall before for the spring planting as property owners had to be visited to get their permission to plant on their property. A crew went out in March to measure and stake where the trees were to be planted each year.

In April around Earth day the 40-50 volunteers would show up and the work got started, stopping for lunch at noon and continuing on. The first 10 years, 200 trees were planted along the roadsides each spring. As the distance that was travelled with wagons and tractors limited the area we travelled to, the number of trees went down to 100 the last few years. There are nearly 3000 maple trees planted along the Brant County roads close to St. George.

In 2010 we veered into Flamborough. Jim's last planting was around his property at Valley Feeds in Cambridge, which presented a lot of challenges. You can enjoy the legacy left by this group and thank Jim Ross for spearheading the program. The St. George Garden club honoured Jim Ross in 2010 with a plaque done by Gil Henderson, listing all the groups that had volunteered over the years. This was presented by the then President, Irene Thurston, at an Annual meeting. The Ontario Horticultural Organization awarded the Tree Planting Group the Community Award in 2015.


You can admire the maple trees along Branchton Road, Howell Road, Glen Morris Road east and west, St. George Road, Patrick Road, and McLean School Road. It is the hope that these trees will be enjoyed by generations to come.

Thank-you Jim, Hank and Gil.

*submitted by Jackie Riddle*



TOP: Gil Henderson, Hank Hedges, Ron Eddy and Jim Ross  
 BOTTOM photo: Bruce Thurston, KELP students and Jim Ross  
 BELOW: Maple Trees on Patrick Rd.—fall, 2020





The 100th Anniversary Committee is looking for contact information for past members, so we can invite them to our 100th Anniversary Social. Please forward names and contact information to Jenny-Lynn Bisch via email [jl\\_bisch@hotmail.com](mailto:jl_bisch@hotmail.com) or Amy Bradley at [jonesbradley.ab@gmail.com](mailto:jonesbradley.ab@gmail.com).



## COME & JOIN US FOR THE CHRISTMAS LIGHTS

The executive will be handing out the gift of a poinsettia to all members' households when we line up for the Christmas Lights. We just wanted to put a little bit of Christmas Joy in your home at this difficult time. We hope as many members as possible will come and pick them up so we don't have too many to deliver. We will also be handing out a map to find the lights for those who need it.

DATE: Dec 12<sup>th</sup>

TIME: 6:30 meet – 7:00pm leave

WHERE: Fire Hall Parking Lot

Please RSVP if you are coming to [ssteadman2015@gmail.com](mailto:ssteadman2015@gmail.com)



Editor's apologies!

Shirley Steedman sent me this photo of Fran & Wes Allen's Xmas Cactus last month, and I neglected to include it in the newsletter. It was clearly confused, as it was already in flower. And there are two different colours in the one pot. This is the cactus we gave life members last Xmas



CONGRATULATIONS TO

**Irene Thurston,**

WINNER OF THE November NEWSLETTER QUIZ

This month's prize is a \$25.00 gift certificate  
From Sharpe Farm Supplies Ltd.



## T'was a Month Before Christmas 2020


T'was a month before Christmas, And all through the town,  
 People wore masks, That covered their frown.  
 The frown had begun Way back in the Spring,  
 When a global pandemic Changed everything.  
 They called it corona, But unlike the beer,  
 It didn't bring good times, It didn't bring cheer.  
 Contagious and deadly, This virus spread fast,  
 Like a wildfire that starts When fueled by gas.  
 Airplanes were grounded, Travel was banned.  
 Borders were closed Across air, sea and land.  
 As the world entered lockdown To flatten the curve,  
 The economy halted, And folks lost their verve.  
 From March to July We rode the first wave,  
 People stayed home, They tried to behave.  
 When summer emerged The lockdown was lifted.  
 But away from caution, Many folks drifted.  
 Now it's November And cases are spiking,  
 Wave two has arrived, Much to our disliking.  
 Frontline workers, Doctors and nurses,  
 Try to save people, From riding in hearses.  
 This virus is awful, This COVID-19.  
 There isn't a cure. There is no vaccine.  
 It's true that this year Has had sadness a plenty,  
 We'll never forget The year 2020.  
 And just 'round the corner - The holiday season,  
 But why be merry? Is there even one reason?  
 To decorate the house And put up the tree,  
 When no one will see it, No-one but me.  
 But outside my window The snow gently falls,  
 And I think to myself, Let's deck the halls!  
 So, I gather the ribbon, The garland and bows,  
 As I play those old carols, My happiness grows.  
 Christmas isn't cancelled And neither is hope.  
 If we lean on each other, I know we can cope.

By: Shawna Hickling ,Calgary, AB, Canada November 19, 2020

submitted by Dorothy Donkers



## Mystery Solved!



Judy Bisch submitted this picture last month, wondering if we could identify it. We received two replies:  
*Irene Thurston had this suggestion:* I have always admired the **Cardoon** in other folks gardens and bought it as a seedling from Struks Farm on Concession 4 W., Troy.

*Len Cole submitted the following:* I am thinking it is an **Artichoke** that is in flower. I believe this would be after the stage that the Artichoke would be picked for eating.

*And when I told him about the Cardoon, he added:* Irene's plant and my idea are of the same genus, **Cynara**. The **Globe Artichoke** is the domesticated variety of the wild **Cynara Cardunculus** or **Cardoon**.

So there you have it, folks! Our experts seem to have solved the mystery!






### Do you have someone that is hard to buy for at Xmas?

Well how about a garden club membership? It is the gift that keeps giving all year long. There is no size requirement.....one size fits all!

Memberships not only give you meetings virtually, and in person, there are field trips, monthly newsletter keeping you updated and also articles on tips & tricks in the garden etc. The memberships offer discounts at several businesses and we loan out 2 passes for the Royal Botanical Gardens – each good for 4 people plus a parking pass.

If you are interested in a membership please call Shirley Steedman at 519-448-1442 or [ssteedman2014@gmail.com](mailto:ssteedman2014@gmail.com) and she will deliver to you.



### **DISTRICT SIX OFFERS CHANCE TO WIN!**

Rules: D6 member purchases a gift membership for a new person (not currently a member) for any society/club in D6. Must be purchased by Dec 23<sup>rd</sup>, 2020.

District 6 will get the list of gift memberships from each society and the **purchaser** will get their name in a draw for a Google Home Mini. 1 entry per gift membership so spread the joy!

**Merry Christmas everyone-***Catherine McGill*



It's hard to believe that we're nearing the end of 2020! It's certainly been a year for the record books! Our Christmas celebration will look very different from other years, as we abide by restrictions imposed due to the COVID-19 pandemic. Ken & I arrange for driveway visits and hikes with our children and grandchildren, and Zoom "cocktail parties" with our siblings and friends—not nearly the same as our family dinners and warm hugs, but we are happy to have the technology available to us in order to stay in touch with those we love.

I am grateful too that Shirley & Judy have taken steps to bring the St. George Garden Club together with organized outings and virtual meetings, preparing us well for tackling 2021—and whatever the new year may bring! They can be proud of their work as co-Presidents.

Because we were unable to hold an AGM and Christmas dinner, clubs were directed to appoint officers for 2021 and await an official installation until we're able to meet in person once again. I'm pleased to introduce 2021 officers, as follows:

Co-Presidents: Jenny-Lynn Bisch & Amy Bradley  
 Co-Past Presidents: Shirley Steedman & Judy Bisch  
 Vice President: Rose Marie Woodley-Robinson  
 Secretary: Nancy Carubba  
 Treasurer: Avril Hunter  
 Directors: Brigitte Straub  
               Sylvia Stafford  
               Jean Whidden  
               Roy Steedman  
               Marg Western  
               June Stewart

**Wishing you a very Merry Christmas and a Happy, Healthy 2021!**

*Rose Marie Woodley-Robinson*