

North Dumfries Garden Club NEWS

Spring 2025

NDGC Executive Team

President
Betty Butcher

Past-President
Juliette Coughlan

Secretary & Email
Jacqueline Wettlaufer

Treasurer & Email
Mary Lynn Benninger

Memberships
Nadine Feser

Monthly Meeting Chair
Robert Marshall

Events Programming
Juliette Coughlan

Newsletter
Jacqueline Wettlaufer

Horticulture Q&A
Erika Brombacher

Social Media
Erika Brombacher & Lori Crewe

Directors At Large
Janet Schmidt

NEXT ISSUE:
Fall 2025

*“Putting
down roots
since 1920”*



“We might think we are nurturing our garden,
but of course, it’s our garden that is really nurturing us.”

Jenny Uglow. Pinterest. [21JUN2025].

Retrieved from, <https://ca.pinterest.com/pin/393150242482988460/>



Photo Credits: Lori Crewe & Jacqueline Wettlaufer, 2025



MESSAGE FROM THE PRESIDENT

Welcome to Summer!

“The Good Old Summer Time” may be a cliché but what a great seasonal reality! We celebrate the really good part of life – growing and gardening and enjoying the fruits of spring and summer’s labour, time and patience. It’s a time of abundance and joy with backyard barbecues with family and friends, tomatoes on the vine and corn on the cob. Colourful backdrops of clematis, phlox, coneflower or roses create a summer splendor.



With knowledgeable speakers, reading and trial and error we improve our gardening practices bit by bit. Remember this year's objective to "*Pull one, Plant one*" and "*Grow a Row*" (for the food bank) and always enjoy your rich reward. For me, crops coming through the ground on the farm and bright flowers are always worth the pause.

I have learned so much.

We all know what an important part pollinators play in structuring the habitat where flowering plants live. We also know bees are primary pollinators and use their hair to collect pollen. The bees take the pollen to the female flowers. Honey bees, for example, pollinate everything from canola crops to tree fruits to pumpkins. According to the latest researchers, the total value of what honey bees bring to the economy in Canada in terms of pollination is estimated to be about 3-7 billion dollars. The value of honey, however, is less than \$300 million. To the horticulturalist and the farmer, then, the honey bee is truly "*worth its weight in gold*".

Something to think about!

& Did you know....



Photo Credits: Betty Butcher, 2025.

The purple coneflower is a real magnet for many pollinators?

Cardinal flowers are one of the best flowers to attract hummingbirds?

Milkweed heads can have up to 100 individual flowers?

Over 60 species of orchids grow in Ontario?

Share your gardening successes & enjoy the beauty of your efforts.

Happy Gardening Everyone!

Betty



Thank You!



Photo Credits: Lori Crewe, 2025.

A big thank you is extended to *Marg Cation* for organizing and leading a very successful NDGC Plant Sale in Greenwood Park on May 24th. Marg's excellent planning and the help of volunteers worked to make a very good morning despite the very cool weather. Thank you to *Mary Lynn* at cash in the gazebo and to all those who brought plants or bought plants. As well we thank *Jacob Yantzi* for the beautiful rose bushes donated to the sale.



Photo Credits: Marilyn Burse, 2025.

Appreciation is extended to the *Planting Committee* for organizing the summer planting of pots in downtown Ayr and in Roseville. Thank you, *Karen Birk*, for housing and organizing all the supplies. We also can't wait to see the trailing growth in the wrap around planters in Centennial Park.

Great teamwork!



Shared with Permission. OHA, 2025.

Thank you, *NDGC members*, for supporting the OHA Fall Bulb Sale with your advance payments. Two cases have been ordered and the packages will arrive in mid-September in time for pick up at the Sept. 29th meeting. This biodiversity mix cannot be found in stores and may be resistant to deer and squirrels. It's a mix that will be especially attractive to bees and butterflies. It includes tulips, botanical narcissus, muscari and leucojum.

The OHA's 50/50 draw is still open. Ticket packages are 10 for \$10, 40 for \$20 and 300 for \$50.

All proceeds go towards grants and education.

The draw will be at the OHA Annual Meeting on July 19th.

[Rafflebox.ca/raffle/Ontario-ha](https://www.rafflebox.ca/raffle/Ontario-ha)



Shared with Permission. OHA, 2025

If you are a member, don't forget to use your membership card when purchasing at garden centre partners to receive your discount.

Enjoy the outdoors, listen to the birds, and enjoy the miracle of new growth. Happy Summer!

Betty



What's All the Buzz About?

by Jacqueline Wettlaufer

At our monthly club meetings, we've learned quite a bit about our native Ontario pollinators, including their importance to plant growth, their effects on plant biodiversity, their contributions to food security, their nutritional requirements, and their habitat needs. It doesn't matter if our gardening space is small (think window ledges), large (think farms), or a size in between (like porches, balconies and patios), we each can help support the more than 400 native Ontario pollinator species. Pollinators will visit window planters, containers, gardens, lawns, fields and forests – so don't discount even the smallest of spaces and don't feel overwhelmed either if you can offer a larger space. Here are some ideas for you to consider.

Embrace the character of your space – try not to dry up wet areas or wet dry areas. Limit the use of mulch. By letting the land 'be', it becomes naturalized and further invites pollinator populations to thrive. Some pollinators will nest on the ground and some in cavities – let the clover grow, leave twigs, branches and stumps to rot, resist cutting back plants for winter, and leave piles of rocks. If you have a larger property, let grasslands flourish, leave areas bordering wetlands to naturalize, allow forests to grow, plant windbreaks for shelter and delay mowing or hay harvesting.

Native pollinators come in all different shapes and sizes, and include beetles, birds, butterflies, flies, moths, and wasps, but vast majority are wild bees. Most pollinators don't travel very far from where they nest, so every space matters. To attract them to your location, plant a rainbow of colour, with a focus on yellows, blues and purples and plant diversely. Mimic local wild habitats by choosing single-bloom varieties, fill your garden space, deadhead expired flowers regularly to encourage constant blooms, and consider supporting a wildlife conservation organization by tracking the pollinators that come and go from your space.

Flowers can be found in many forms, at many different times of the year: native flowering plants, herbs, weeds and shrubs (Meadowsweet, Jewelweed, Fireweed, Common Milkweed, Swamp Milkweed, Butterfly Weed, Blue Vervain, Joe-Pye Weed, Goldenrods, New England Aster, White Upland Aster, Common Sunflower, Perennial Sow Thistle, Annual Sow Thistle, Hawkweeds, Purple Coneflower, Lavender Hyssop, Evening Primroses, Tall Gazing Star, and Bee Balms), fruiting plants (Elderberry, Indian Currant, Snowberry, Staghorn Sumac, Red Raspberry, Black Raspberry, Blueberry, Wild Bergamot and Wild Strawberry) and trees (ex. Maples, Balsam Poplar, Clammy Locust, Canadian Plum, Hawthorns, Willows, Ohio Buckeye, American Basswood, and Chokecherry).

Want to know more?

Here are the references from this article - go wild!

Canadian Wildlife Federation. [2025]. *Help Bees in Your Garden*. Retrieved from, https://cwf-fcf.org/en/resources/DIY/outside/help-bees-in-your-garden.html?gad_source=1&gad_campaignid=20534737424&gclid=Cj0KCQjwsNnCBhDRARIsAEzia4DI93ITIP5jODX0wnGPSYyPM64rpJ7oqHa5zUPn2i13PdvVLjDpZFgaAnKtEALw_wcB&gbraid=0AAAAAC_oCekMQNHw9HU0Qy5mplOZKM3mw . [22JUN2025].

Chan, Susan. [2012]. *A Landowner's Guide to Conserving Native Pollinators in Ontario*. Peterborough, Province of Ontario Stewardship Councils, Paperworks Graphic Design and Desktop Publishing, Farms at Work and Peterborough County Stewardship. Retrieved from, https://watersheds.ca/wp-content/uploads/2023/03/A-Landowner_s-Guide-to-Conserving-Native-Pollinators-in-Ontario-by-Susan-Chan-retrieved-from-Feed-The-Bees.pdf . [22JUN2025]

City of Toronto. [2025]. *How to Help Wild Bees & Other Native Pollinators*. Retrieved from, <https://www.toronto.ca/services-payments/water-environment/live-green-toronto/help-native-bees-pollinators/> . [22JUN2025]

David Suzuki Foundation. [2025]. *What native plants attract pollinators in Ontario?* Retrieved from, <https://davidsuzuki.org/living-green/what-native-plants-attract-pollinators-in-ontario/> . [22JUN2025].

Horton's Farmers' Market. [2025]. *The Buzz About Honey Bees in Ontario: Understanding Their Role and Impact*. Retrieved from, <https://www.hortonfarmersmarket.ca/hortonblog/the-buzz-about-honey-bees-in-ontario-understanding-their-role-and-impact> . [22JUN2025].

Ministry of Ontario, Environment and Energy. [2JUL2020. Last Updated 10SEP2024]. *Creating Wildlife Habitat*. King's Printer for Ontario, 2025. Retrieved from, <https://www.ontario.ca/page/creating-wildlife-habitat> [22JUN2025].

Bumble Bees of Southern Ontario



Wildlife
Preservation
Canada.

[2025].

*Bumble Bees of
Southern
Ontario.*

Toronto,
Environmental
Studies, York
University.

Retrieved from,
<https://wildlifepreservation.ca/blog/wp-content/uploads/2015/08/southernontarioposterRGB-Ig-PDF-for-web.pdf>.

[22JUN2025].

Art by A Sanderson (annsciart.com) with guidance from S Colla & V MacPhail
Generously Funded by the W. Garfield Weston Foundation



GARDEN FOR BIODIVERSITY

Glen Morris Horticultural Society - February 2025

Biodiversity: “Biodiversity is all the different kinds of life you’ll find in one area – the variety of animals, plants, fungi, and even microorganisms like bacteria that make up our natural world. Each of these species and organisms work together in ecosystems... to maintain balance and support life.” *World Wildlife Fund*

Native: A plant that has existed in an area for millennia in the presence of native soils and climate, and in tandem with other native species of plants, animals, fungi, and bacteria. Native plants support a greater diversity and number of wildlife, including bees, butterflies, and birds, than non-native plants. They support native wildlife at all stages of life. *Grow Me Instead*

Aggressive: Native plants that spread widely.

Non-Native: A plant that is introduced into an area and may not be palatable to native wildlife.

Invasive: A non-native plant whose introduction negatively impacts native biodiversity by spreading widely and reducing the populations of native plants and the insects that depend on them.



Invasive Species Spotlight:

GARLIC MUSTARD

Threatens several of Ontario’s “species at risk.”
Dense stands produce more than 60,000 seeds per square metre.



- Pull before or when in flower, before they set seed.
- Remove the outlying populations first to prevent further spread.
- Pull the entire root. If roots are not entirely removed, it can flower and set seed.
- Pull when soil is soft after a rainfall. Try to minimize soil disturbance.
- Continue pulls at the same site for at least 5 years. If done only once, seed germination could be stimulated through soil disturbance.
- Dispose of pulled plants in garbage bags. Do NOT compost as seeds will germinate.

NATIVE OPTIONS TO GROW INSTEAD



Zigzag Goldenrod
Solidago flexicaulis
(Aggressive)



Canada Anemone
Anemone canadensis
(Aggressive)




Foamflower
Tiarella cordifolia
(Aggressive)

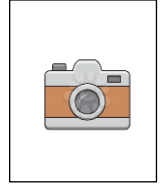


Wild Ginger
Asarum canadense
(Aggressive)

MEMBER CONTRIBUTIONS & CELEBRATIONS



Members are encouraged to take photos during events for sharing in the newsletter and on social media. Photos, including the name of the event and who the photographer was, can be sent to: northdumfriesgardenclub@gmail.com



GREENWOOD PARK SPRING CLEAN UP



Photo Credits: Janet Schmidt, 2025.

NDGC ANNUAL PLANT SALE



Photo Credits: Lori Crewe, 2025.

ADOPT-A-POT SUMMER PLANTING



Photo Credits: Marilyn Bursey & Jacqueline Wettlaufer, 2025.

MEMBER GARDENS



Photo Credits: Marilyn Burse, 2025.



Photo Credits: Nadine Feser, 2025.



Photo Credits: Liz Melse, 2025.



Photo Credits: Kate Cressman, 2025.

MEMBER GARDENS



Photo Credits: Lori Crewe, 2025.



Photo Credits: Jacqueline Wettlaufer, 2025.



Photo Credits: Jacqueline Wettlaufer, 2025.

RECIPES FROM THE GARDEN

Members are encouraged to share recipes from their gardens. These could include any prep recipes, canning, freezing or cooking. Recipes & Photos, including the name of the recipe and who the photographer was, can be sent to: northdumfriesgardenclub@gmail.com

Layered Summer Salad

Submitted by Betty Butcher

Summer entices us to think of fast and easy meal preparation and using as much as we can from our gardens. This version of my "Layered Salad" makes a nice lunch or a company salad with dinner that uses your fresh produce.

Ingredients:

Leaf lettuce, iceberg lettuce, romaine lettuce and/or spinach greens
- broken into pieces to cover the bottom of a 9X13 glass dish

Add 1 cup grated carrot, 1 cup chopped or sliced celery & 3/4 cup of small cucumber slices

Cover with 6 hard boiled eggs sliced

Add 1 and 1/2 cups of fresh or frozen peas

Sprinkle 8 chopped green onions or 1 medium cooking onion, chopped

Add 1/2 cup of chopped green pepper & 1/4 cup of chopped red pepper

Spread evenly 3/4 cup of sliced water chestnuts (optional)

Cook and crumble about 8 slices of bacon for the next layer or small cubes of ham

Mix 1 cup of mayonnaise with 1 cup of sour cream and 2 tbsp. sugar. Spread mixture to edge of pan to seal.

Sprinkle over top 1 cup grated cheddar cheese and 4 or 5 cooked and crumbled bacon slices.

Cover with plastic wrap and put in fridge overnight.

Enjoy a nutritious salad that can be made ahead!

Spiced Rhubarb

Submitted by Lynn Creeden

Can be served with ham, cold cuts, fresh pork sausage or with cream cheese on crackers.

Ingredients:

8 cups of rhubarb, washed and sliced into pieces
5 cups white sugar
½ cup cider vinegar
½ cup white vinegar
1¼ tsp cinnamon
¾ tsp cloves.

Method:

Combine and simmer until thick (between 2-3 hours) stirring occasionally
Taste after 1 hour and add more vinegar and /or spices if desired.
Don't let the mixture get too dark in colour. It will thicken as it cools.
Pour into sterilized jars and seal.

Makes about 6-8 jars (8 oz.) or 12 gift size jars (4 oz.)

Stir-Fried Asparagus

Submitted by Lynn Creeden

Ingredients:

3 tbsp butter
1 tsp chicken bouillon powder or granules
1/8 tsp celery salt
1/8 tsp pepper
1 1/2 lbs asparagus (4 cups chopped into 1-2 inches long)
1 tsp soya sauce

Method:

In a large skillet melt the butter.
Add bouillon, celery salt and pepper. Mix well.
Add asparagus and toss to coat.
Cover and cook for 2 minutes over medium heat, stirring occasionally.
Stir in soya sauce.

Serve immediately. Yields 4 servings.

MONTHLY MEETINGS, EVENTS, ANNOUNCEMENTS & IMPORTANT DATES



Photo Credits: Jacquie Wettlaufer & Kathy Ram, 2025



Photo Credits: Jacquie Wettlaufer, 2025.

MAY

“Tinctures and Teas”. Julia Lebedeva, Herbalist.

Julia completed her herbal studies at the Wild Rose College and has trained with a number of experienced herbalists in Canada. Her goal is to bring plants and people closer together using her intimate knowledge of the working of the human body and the properties of medicinal herbs. At the presentation, she outlined the key herbs and processes necessary to create home grown healing remedies for common ailments. Julia offers workshops, classes, and plant walks – see her website for further information. <https://sites.google.com/view/lestroislys/plant-walks-workshops>

Inquiries and Registration: 548-994-9525 — Trois.Lys.Herbal.Clinic@gmail.com

2025 Club Meetings:

Doors Open @ 7:00pm, meeting begins @ 7:30pm Kirkwood Lounge, 191 Stanley Street, Ayr

- **SUMMER BREAK** – No meetings for June, July or August; but newsletters, events and emails will continue.
- September 29th
- October 27th
- November 24th – Annual Potluck & Gift Exchange, no guest speaker

Wednesday Walk in Wilmot's Wonderful Woods

With Louis in Downtown New Hamburg

Wednesday, June 25th - 7 - 8:30 pm

Kirkpatrick Park, 122 Wilmot Street

New Hamburg is a pageant of a wide variety of tree species, and some of them are spectacular! A stroll to find spruce, 2 of oak, 2 of willow, 2 of birch and many more. If we're lucky, we can enjoy the fragrance of the Little Leaf Linden flowers.

Come on a one-hour+ stroll with Louis Silcox, a LTW volunteer and tree enthusiast and see how many you already know. The walk is on sidewalk, but follows a slope down to the cheese factory and then back up by the arena,

Meet in the Kirkpatrick parking lot by the gazebo (near the New Hamburg dam).

Join us to explore the wonderful trails we have in Wilmot Township!

Details and registration are [HERE](#)


Upcoming walks:

July 9th – Arboretum & Christner Trail

July 23rd – Schmidt Woods Trail

August 6th – Morningside Trail

August 20th – Schneider Woods



Here's What You've Been Looking Forward To – The Spring Edition of *Trillium*!

Start at the front, the back or in the middle! Because such inspiring content was created for this delightful newsletter, you won't be disappointed! Find out what has been going on in gardening. Learn what is planned for 2025 by the OHA, Ontario Garden Clubs and Horticultural Societies.

Retrieved from, <https://gardenontario.org/wp-content/uploads/Trillium-Spring-2025r.pdf>. [21JUN2025].

Shared with permission, 2025.

2025 Community Partners

All businesses request proof of membership cards at the time of purchase.

Business & Purchase Guidelines	Contact & Address	Discount
Canning Perennials *NEW* Online Catalog as of FEB 1 2024 *NEW* 100+ varieties of native plants Add additional 10% discount for early orders by March 31st Discounts only available on orders for Pick Up	canningperennials.com Christine Leopard 955309 Canning Road, RR22 Paris, ON N3L 3E2 519-458-4271	10%
Colour Paradise	www.colourparadise.com 1209 Bleams Road Petersburg, ON N0B 2H0 519-745-0200	10%
Four Seasons Tree Service Special rates available for the Ayr region. Further discounts provided to seniors.	www.fourseasonstreeservice.ca Tony (newton.fourseasons@gmail.com) RR4 Bright, ON N0J 1B0 C: 519-572-9720 B: 519-632-7771	13% (basically, no HST)
Meadow Acres Garden Center Discount applies to regularly priced items only. Services/Delivery Fees not included.	https://meadowacres.com/ Emma Walkerley 2315 Queen St. Petersburg, ON N0B 2H0 (519) 634-5479	10%
Not So Hollow Farm Discount code: <i>please inquire with Kyle</i> Applies to herbaceous plants, excluding trees, shrubs and our farm products. Discount applied before taxes. No delivery service.	https://notsohollowfarm.ca/ Kyle (new owner) Mulmur ON L9V 0J7 705-627-8004 kyle@notsohollowfarm.ca	10% (to be confirmed)
Sheridan Nurseries Discount applies to regularly priced items only. To pre-activate select sales notices via email and the 10% discount automatically at the cash register, please visit Sheridan's and speak with a representative.	https://www.sheridannurseries.com Store Manager, Erik Vopni 100 Elmsdale Drive Kitchener, ON N2E 1H6 519-743-4146	10%
The Lavender Farm Discount includes waived entrance fee. Gift shop no longer open.	thelavenderfarm.ca 769 Drumbo Road Ayr, ON N0B 1E0 519-632-7368	Free Entry
The Living Outdoors Ltd.	thelivingoutdoors.ca 486 Main Street Cambridge, ON N1R 5S7 519-622-1861	10%
ValleyFeeds Discount applies to all merchandise excluding farm feed, top soil, and 3-in-1 Mix March to September. *NEW* Bee Products	https://valleyfeeds.ca/ Samuel "Sam" Strain (@valleyfeeds.ca) 486 Main St E, Cambridge, ON N1R 5S7 519-621-5204	10%
Walters Greenhouses and Garden Center Tuesdays Only	www.waltersgreenhouse.ca 363 Governors Road, East Brant, ON N3L 3E1 519-752-4436	10%



All logos shared with permissions, 2025.