

North York Garden Club

For those who love gardening



Cover photo - Anne McConnell

2025



Established in 1924

as the North York Horticultural Society

Member of the Ontario Horticultural Association - District 5

Table of Contents

North York Garden Club Information	3
President's Message	4
Club Meetings	5
Club, OHA & Community Events	6
Our 101 st Year	7
2024 Year in Review	8
Ontario Horticultural Society (Garden Ontario)	12
Flower Show Information & Completing Your Entry Tag	13
Rules for Cultural Class	14
Rules for Floral Design Class	15
Ontario Judging and Exhibiting Standards for Floral Design	17
Some Flower Show Terms Explained	18
What are the judges looking for?	20
May 26 th Flower & Vegetable Show Schedule	21
June 23 rd Flower & Vegetable Show Schedule	22
September 29 th Flower & Vegetable Show Schedule	24
Photography Show: October 27 th	26
North York Garden Club Constitution	27
North York Garden Club By-laws	29
2025 Board of Directors	31
Responsibilities of the Officers of the NYGC	32
Membership Application	34

2025 Yearbook Contributors

Gloria Broks, Lorraine Luski, Pat Cappelli, Tom Cloutier, Christine Pierroz, Anne McConnell



North York Garden Club

For those who love gardening

Established in 1924 as the North York Horticultural Society

The mission of the North York Garden Club is to promote the love of gardening to our members and the public through meetings, guest speakers, flower shows, plant sales and community outreach activities.

We are a non-profit, volunteer-run organization that welcomes everyone.

Meetings are typically the 4th Monday of the month at 7:30 pm

2025 meetings take place February (online), then March through June (in person), and September through November (in person). There are no meetings held July-August, or December-January, though club-related activities may be offered.

Meetings take place at Willowdale Presbyterian Church, 38 Ellerslie Avenue, from 7:30-9:00 pm.

The lower level is accessible. Free parking is available.

Membership benefits include:

- * Guest speakers from across the GTA and Ontario
- * Flower and Vegetable shows to enter and view
- * Award-winning digital yearbook and newsletters
- * Social - meet & mingle with refreshments at each meeting
- * Special Events (plant sales, seed exchanges, garden tours , Pop-Up Garden visits)
- * Member photography contest
- * Meet fellow gardeners to share ideas
- * Discounts at selected garden centres and events

Website [North York Garden Club](https://www.northyorkgardenclub.ca)



Facebook [North York Garden Club—Always Growing](https://www.facebook.com/northyorkgardenclub)



Instagram [North York Garden Club](https://www.instagram.com/northyorkgardenclub)

Email info@northyorkgardenclub.ca

President's Message

How does a new president welcome our membership to all that 2025 has to offer? With gratitude, a well-placed goal, and gusto, I would say.

Gardeners, whether we be of the indoor, outdoor, or patio variety, are lucky people. We experience the freedom of imagining and planning for what is not yet present, but can be, with time and effort. We're rewarded with beauty that slowly emerges or explodes in a frenzy of blooms, fruit or edible bounty that can halt us in our tracks. The principles we practice apply masterfully to all areas of life – running a successful business, tending relationships with others and our environment, asking fundamental questions (often finding answers too), creatively interpreting that which confronts us, exploring new possibilities when our surroundings or situations change, even creating legacy. We are fortunate to be brought together by something as important as gardening, and a love of gardens.

Considering the enormous gifts that gardening and gardens offer, an overarching goal worthy of our over 100-year history (established 1924) certainly has to be opening the garden gate for as many North York and surrounding residents as possible to enjoy the full scope of benefits from joining our club, be they social, learning, creative, wellness or other such benefits. This means growing our membership through outreach and personal invitation, allowing current members to shine as the amazing club ambassadors they already are, and continuing to support and renew our incredible Executive Team. Our membership and treasurer Board roles open at the end of this year. If interested, please let a Board member know, and we'll be pleased to connect.

Christine

2025 North York Garden Club - Meetings

February 24 th	Gardening for Wildlife: "Garden Power – Creating Beautiful AND Beneficial Spaces" Sarah Coulber, Gardening for Wildlife Specialist, CWF
March 24 th	Tips for Top Vegetables Toronto Master Gardeners
April 28 th	"Soil Health - The Natural Approach" How to feed your soil, so your soil will feed your plants! Etobicoke Master Gardeners
May 26 th	Container Planting and Care Gail Bebee, Toronto Master Gardener Flower & Vegetable Show: Nature's Beauty
June 23 rd	"Design Your Own Native Pollinator Garden!" Learn to assess site conditions and create designs that meet pollinator, plant and your own needs. Challenges of tough sites like boulevards and balconies will be addressed, and design templates provided. Jeanne McRight, Founder, Blooming Boulevards Flower & Vegetable Show: Nature's Gifts
September 29 th	Miyawaki Method for Building a Mini-Forest Speaker—TBA Flower & Vegetable Show: Nature's Wonder
October 27 th 	Bulb Planting Speaker—TBA Photo Contest - NYGC 2026 Yearbook Cover
November 24 th	Annual General Meeting & Potluck Entertainment: TBA



2025 Club, OHA & Community Events

<p>April 26th 9:00am - 3:00pm</p>	<p>District 5 Annual General Meeting (AGM) “Our 100 Years of Cultivation” Hosted by the Scarborough Garden & Horticultural Society Join the NYGC at the Qssis Banquet Halls in Scarborough for the District 5 AGM</p>
<p>July 19th 9:00am - 3:00pm</p>	<p>OHA Annual General Meeting (AGM) Further details to follow Via WebEx</p>
<p>Every Sunday 10:30am In Person and via Zoom</p>	<p>Church Service Willowdale Presbyterian Church, 38 Ellerslie Avenue Together we Make a Difference Join in person or watch online for Sunday service at 10:30am or watch the recording at a time that is convenient for you. The North York Garden Club meets at this location, and maintains gardens throughout the grounds.</p>

Invite a guest. Let your neighbours know!

Let us know if you have someone you think would enjoy the opportunity to hear interesting speakers, share gardening knowledge, and learn a few things along the way.

Invite friends, neighbours and colleagues to one of our in-person meetings, and the first meeting is FREE.

Let us know if you have invited a friend or colleague as we would like to welcome guests in the meeting.

All programs and events are subject to change.

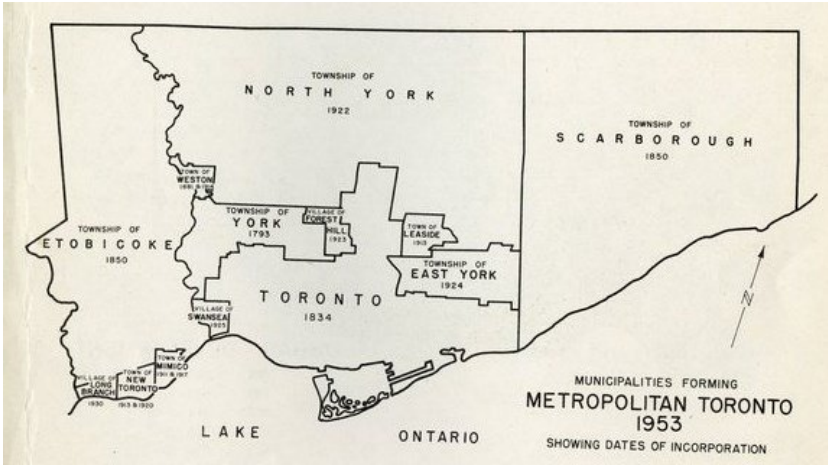
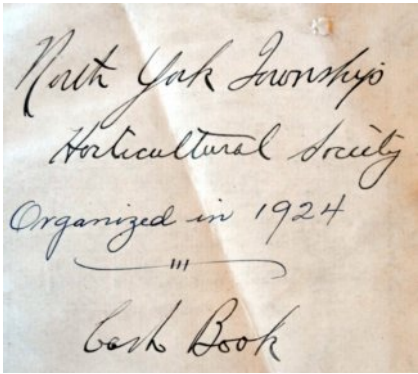
**Our 101st Year
North York Township
Horticultural Society**



Left: Frederick J. Goode,
founder,

**North York Township
Horticultural Society**

Below: Front page of the
1924 membership log book



2024 Year in Review

In 2024, the North York Garden Club achieved a historic milestone - our 100th Anniversary! The Club, originally the "North York Horticultural Society," received certificates of recognition from the Ontario Horticultural Association in April, and from Ward 18 (Willowdale) City of Toronto Councillor, Lily Cheng in November, with plenty of celebrations in between.

A highlight of the year was hosting the District 5 AGM on April 20, 2024, a feat accomplished through a dedicated organizing committee and the help of countless volunteers. Featured among the presentations was a slideshow based on archival research, reminding us of the devotion to community, volunteerism and gardening that has been the hallmark of the Club since its inception.

The Club's first general meeting of the year was held in February via Zoom; in-person meetings followed on the fourth Monday of the month from March to June, and September to November. All eight general meetings included a guest presenter on an intriguing gardening topic. In-person meetings also included a 50/50 draw, delicious treats provided and often home-made by volunteer members, and tea and coffee. Time was built into the meetings for members to socialize, and exchange thoughts and laughter along with seeds, plants and donated publications of special interest. Three adjudicated flower and vegetable shows were included in the meeting schedule, themed according to the decades leading up to our 100th Anniversary, and a photography contest was voted upon by members for the cover of the 2025 yearbook.

The Board of Directors met monthly via Zoom, two weeks in advance of the eight general meetings. Board committees met on an ad hoc basis, depending on the initiatives each supported.

2024 Year in Review (continued)

The gardens at the Club's meeting place, the Willowdale Presbyterian Church, continued to be meticulously maintained by volunteers, including the planting of select specimens from volunteers' own gardens. The Club planted a replacement tree on the grounds - a Boulevard Linden - which was made possible by a \$250 OHA District 5 2024 Grant for Community Planting. For a second consecutive year, members enjoyed engaging with students enrolled in the Toronto French Montessori School housed at the church, and educating them about the growing world.

A summer tour of members' gardens, in addition to "pop-up" visits to members' gardens featuring in-the-moment blooms, were well attended.

Growing our membership was an ongoing activity for the Club and participation in local events proved a great way to spread the word. Volunteers attended the Taste of North York Food & Drink Festival for a second year, and had fruitful discussions with prospective members.

Volunteers, including Board members, Committee leads and individual members with enthusiasm to spare were key to the success of our meetings, hosted activities, events and outreach. Based on a total 1,340 hours of service provided, our passionate volunteers continued to accomplish great things in 2024, and we are very thankful to them. Having hit the century milestone, and refreshed our social media presence, we look forward to meeting even more of our North York gardening community.

Come join us!

2024 Year in Review Photos



Photos –Gail Bebee, Tom Cloutier, Natasha Mansouri, Janine Dyck,

2024 Year in Review Photos



Photos –Gail Bebee, Tom Cloutier, Natasha Mansouri, Janine Dyck,



Ontario Horticultural Association

Keeping Ontario Beautiful

www.gardenontario.org

Established in 1906 by the Province of Ontario, the Ontario Horticultural Association (OHA) is a network of 270 affiliated clubs/societies with over 30,000 members in 19 districts. OHA, organized under the authority of the Ontario Ministry of Agriculture, Food and Agribusiness (OMAFRA), is a volunteer, charitable organization whose mission is to provide leadership and assist in the promotion of education and interest in all areas of horticulture and related environmental issues. It is led by an executive of dedicated volunteers that includes representatives from every district.

Benefits of the North York Garden Club's affiliation with the OHA include organizational support, website hosting, and resources such as a speaker's bureau, liability insurance, director and treasurer's bonding, support for new officers, networking and educational opportunities and a quarterly newsletter.

The North York Garden Club is part of OHA District 5, made up of 14 societies which stretch from Lake Ontario to Lake Simcoe. Participating societies garden in a variety of conditions, urban, suburban and rural. Included in our midst are four societies whose identity is defined by horticultural interest as well as by location: the *Greater Toronto Rose and Garden Horticultural Society*, the *Greater Toronto Water Garden and Horticultural Society*, the *Rhododendron Horticultural Society*, and the *Greater Toronto Bulb & Horticultural Society*.

Our District contact is Ursula Eley.



North York Garden Club Flower Shows

All members, including beginners, are invited to participate in the **May, June and September** flower and vegetable shows; no experience is necessary.

Show entries are displayed by class and are judged by accredited judges from the Ontario Horticultural Association who are not club members. In each class, recognition is given for first, second, third and honourable mention(s).

All rules and standards are based on the **Ontario Judging and Exhibiting Standards for Horticulture and Floral Design (OJES 2019)**.

Show committee members will be available to answer questions or if help is needed.

The Show Committee reserves the right to make additional rules deemed necessary for the success of the show. NYGC is not responsible for personal injury, or property lost, stolen or damaged at any club function.

Flower Show Rules

1. Competition is limited to paid up members only. Obtain an exhibitor number from the one of the Flower Show Co-Chairs: Lorraine Luski and Gloria Broks.
2. All cultural exhibits must be grown and entered by the exhibitor unless otherwise stated. However, a paid up member can put in an entry of another paid up member for a legitimate reason.
3. Youth: (for Decorative Class) a member who is 18 years or under.

Flower Show Procedures

1. All flower show exhibits must be registered with one of the Flower Show Co-Chairs **between 7:00 and 7:15 pm**.
2. Entry tags are available at any meeting prior to a show.
3. Entry tags for all shows should be **filled out at home** (see page 14 for instructions) and include exhibitor's full name, exhibitor's number, section, class and variety.
4. Exhibitor **must provide Flower Show Co-Chair with total number of entries** prior to placing them in the appropriate class.
5. Once staged, exhibits **may not be moved** or removed until close of the show.

Flower Show Procedures, continued

6. Only exhibitors may remove exhibits at close of show.
7. **Exhibitors may make one entry, in any class, in any show.**
8. Only persons designated by the Show Committee shall be permitted in the showroom while entries are being placed and judged.

Flower Show Results

1. Points will be awarded on the basis of: 1st – 3 points, 2nd – 2 points, 3rd – 1 point. Five points will be given for a “Best in Show”.
2. No award need be made for a mediocre exhibit, even though it may be the only one entered in the class.
3. Plants not winning first prize may be entered in future shows.

SECTION <u> B </u> CLASS <u> 6 </u>			
VARIETY <u> African Violet </u>			
EXHIBITOR'S NO. <u> YOUR NUMBER </u>			
NAME <u> YOUR NAME </u>			
1ST <input type="checkbox"/> AWARD	2ND <input type="checkbox"/> AWARD	3RD <input type="checkbox"/> AWARD	HON. <input type="checkbox"/> MENTION

1ST <input type="checkbox"/> AWARD	2ND <input type="checkbox"/> AWARD	3RD <input type="checkbox"/> AWARD	HON. <input type="checkbox"/> MENTION
SECTION <u> B </u> CLASS <u> 6 </u>			
VARIETY <u> African Violet </u>			
EXHIBITOR'S NO. <u> YOUR NUMBER </u>			
NAME <u> YOUR NAME </u>			

How to Complete the Show Entry Tag

Available at the general meeting prior to the show and to be filled out at home.

Please fill in both the top and bottom parts of the entry tag. After the judging, the bottom stub is removed.

Without a complete tag there is no record of your entry.

Enter your Exhibitor's Number.

If you do not have one, ask at the entry desk and you will be given a number to use at all shows.


Fold Here when top and bottom sections are complete.

Rules for Cultural Classes

1. **For the purpose of showing, containers will be provided by the exhibitor unless otherwise noted.**
2. Where a definite number or quantity of specimens is specified in the show schedule, neither more nor less than that number or quantity shall be exhibited. A bud showing colour is considered a bloom.
3. Where a class exists for a special type or variety of specimen, that type or variety may not be shown in a more general class.
4. By “stem or stalk” is meant a plant structure carrying one or more flowers and buds. It may be branches, e.g. sweet pea, primulas and iris.
5. By “spray” is meant portions of plants, laterals or side shoots with a number of flowers on one stem, e.g. chrysanthemums, climbing and floribunda roses.
6. By “spike” is meant a thick, upright stem carrying several flowers, usually with short pedicels, such as gladioli and snapdragons.
7. African Violets must be single crown only.
8. All roses should be named if possible.
9. An exhibitor must have been in possession of a houseplant for a period of three months prior to entering it in a show. Any houseplant having won a first prize may not be entered again for a period of one year. Grooming is important. Remove any soil, spray residue, insect remains, damaged or dead florets or leaves, etc., from the specimen plant. Container grown plants should have a clean soil surface and clean container.
10. A Dish Garden is defined as compatible plant material growing in a shallow dish depicting a scene. Complementary objects such as bridges, figures, etc., may be used.
11. A Planter is a container in which plants are artistically grouped and does not include complementary objects.
12. Potted bulbs must be planted, cultured and brought to bloom by the exhibitor.

Rules for Floral Design Classes

1. A design can be a combination of fresh and/or dried plant materials and/or organic objects arranged to create an artistic unit.
2. The designer uses the elements of design: space, line, form, colour, texture and pattern in the accepted principles of art: balance, rhythm, proportion, scale, contrast and dominance to interpret the theme and create a design of harmony and distinction.
3. Natural materials such as decorative foliage, twigs, driftwood, evergreens, moss, rocks, grasses and flowering shrubs, etc., may be used as an adjunct in any of the decorative classes and may be obtained from any source.
4. The discreet use of artificial grapes, painted and treated material will be permitted.
5. All arrangements are to be the work of the exhibitor and flowers may be obtained from any source.
6. Wiring or tying of flowers is permitted if it does not show, otherwise points will be deducted.
7. No soil allowed in Floral Designs.
8. All miniature (mini) entries during the year are to be staged in a niche that measures 5½ in X 4½ in X 2 in. The entry cannot exceed 5 inches in height or touch the top or the sides of the niche.
9. For the purpose of showing, containers are defined as follows:
 - **Baskets:** A container of such material as wood fibre, metal, glass, pottery, etc., with or without a handle (see container).
 - **Container:** The receptacle in which flowers are exhibited; in decorative classes, it is an integral part of a design.
 - **Vase:** A container that is taller than it is broad.
 - **Bowl:** A container that is broader than it is high.



Ontario Judging and Exhibiting Standards for Floral Design



Mass Design - A design with a large quantity of plant material arranged in a closed silhouette with few or no voids.



Pavé Design - A technique of placing groups of plant material that have been cut short, close together to form undulating mounds of colours, textures and shapes. Any plant material may be used.



Curvilinear Design - Consisting of curvy or flowing lines.



Water Viewing Design - Usually a line design in a shallow container(s) with $\frac{1}{2}$ to $\frac{3}{4}$ of the container surface showing water.

Line Design: Forms the structural framework of the design. It is the visual path along which the eye is led from one point of interest to another. As the primary foundation of all designs, it can convey interpretation, suggest a mood or an idea, etc. Line directions may be vertical, horizontal, diagonal and/or curved. Lines may be composed of linear material or created through the repetition of forms, sizes, textures and colours in a linear direction.



Some Flower Show Terms Explained

Cacti versus Succulent?


Did you know that all cacti are succulents, but not all succulents are cacti? Succulents, like aloe (indoor plant) and Hens-and-Chicks (outdoor plant) have a moisture-storing capacity and are found in many botanical families. Cacti, however, are defined by, round, cushion-like structures called areoles. This is where the spines, branches, hair, leaves and even flowers originate. Some succulents may look like cacti but if they don't have the round areoles, they are not part of the cactus family.

Is that a Pom Pom, Cactus or Formal Dahlia?



Pom Pom Dahlias have fully double flowers similar to the Ball and Mini Ball but are smaller. In fact, at less than 2 inches in diameter, they are the smallest of the dahlia forms. They are also more globular or spherical in shape. Ray florets are curled spirals for their entire length and fully curled for at least 50% of their length.

Cactus Dahlias have fully double flowers with long, pointed ray florets. These may be either straight or may curve back towards the stem (recurved). Ray florets are rolled back (revolute) for more than 50% of their length and radiate in all directions from the centre of the flower.



Formal Dahlias have relatively broad, flat ray florets with edges partially rolling back (revolute) or forward (involute). Ray florets are uniform and regularly arranged and tend to curve towards the stem of the plant (recurved). Flowers have no visible central disc and are fully double.

Some Flower Show Terms Explained, continued

Do you know your rose type?

Hybrid Teas

These roses bear large flowers that commonly grow one to a long stem and bloom continually throughout the growing season. The bush can grow quite tall, with an upright habit (a term rosarians use to describe the shape or look of a plant). Hybrid tea roses are usually budded onto a vigorous rootstock, and are a great choice if you like large flowers with a pleasant rose form and if you like to make rose arrangements or have cut flowers in the house.



Great White Nord

Floribundas

These plants have flowers that are smaller than hybrid teas and which grow in clusters on short stems. The bush is usually quite compact and blooms continually throughout the growing season. Most floribundas are budded, but commercial growers are beginning to grow them on their own roots. Choose floribundas if you need fairly low-growing plants that produce great numbers of colorful flowers.



Polyanthas

A forerunner of modern floribundas, the plant itself can be quite large, covered with small flowers. Their usual habit is compact, hardy, and generous-blooming. The variety you see most often is "The Fairy" - a wonderful variety, covered with small pink flowers on a plant that can spread to several feet in height and width.



What are the Judges looking for?




Sedum:
Remove side sprays beneath the main bloom.



Dahlias: Bloom pose (excluding Pom Pom) is 45 degrees to the stem. Symmetry is the key. No gaps in the head. Centres regular and closed.

Roses: Bloom should be $\frac{1}{2}$ to $\frac{3}{4}$ open.

Petals arranged symmetrically with a circular outline.



Rose spray: May exhibit all stages of development. Symmetry is important.

Pot-et-Fleur: One container with plants in or out of pots, plus cut flowers in tubes of water or oasis. Moss, decorative wood and rock may be included. No cut foliage is permitted. Cut flowering or fruited branches may be included.



Beans: Pods well matched and good colour. No spotting, smooth and fleshy. Well-filled pods but not over-filled.

GRASSES: exhibited in their distinctive leaf structure, colour foliage or decorative heads; cut stems as long as possible with all leaf blades intact.

HOUSE PLANTS: grown by owner for at least 3 months prior to the show; no oiling or artificial shine permitted; staking should be unobtrusive; containers should be clean and in good repair; viewed and judged from all sides for uniformity of growth.

GROOM, GROOM, GROOM: If you are taking the time to enter the show, take the time to clean up your entry by removing seed heads, wilted blooms and damaged leaves.

READ THE SCHEDULE: The schedule specifies the number of stems and/or blooms. Entries not adhering to the schedule will be labelled 'not according to schedule' (NAS) and removed from the show.

May 26th Flower & Vegetable Show
Theme: Nature's Beauty
One entry per class per member

Class	A - DECORATIVES
1	Spring Season—Hand tied bouquet- may be inserted standing upright in a clear glass container- P.141 OJES
2	Showers—A water viewing design P. 156 OJES
3	Sunshine – Design incorporating the colour yellow
4	Breezes—Design suggesting motion
5	Buds—A miniature design using fresh plant material
Class	B - CULTURAL
6	Aquilegia (Columbine) - 1 stem
7	Iris - any colour, 1 spike
8	Lily of the Valley - 3 blooms
9	Clematis—1 bloom floating in a low container/bowl with foliage
10	Painted Fern - 3 fronds
11	Fern - any other variety, 3 fronds from one cultivar
12	Allium - 1 stem with head
13	Flowering branch of a shrub - named, 1 branch, not to exceed 30"
14	Any other garden favourite - 1 stem, 1 entry per member
Class	C - HOUSE PLANTS
15	African Violet in bloom
16	Any other house plant in bloom
17	Any house plant, foliage, pot not to exceed 6"
18	Any cactus plant or succulent plant
Class	D- FRUITS & VEGETABLES (Displayed on exhibitor's own plate)
19	A leafy vegetable, 3 leaves
20	Rhubarb - 3 stalks pulled, not cut; trim leaves to 2" fan shape
21	An exhibit of any vegetable not listed above - 1 entry per member



Class 21 - exhibit of any vegetable

June 23rd Flower & Vegetable Show
Theme: Nature's Gifts

One entry per class per member

Class	A - DECORATIVES
1	Salute to Summer- A Modern Mass Design P.144 OJES
2	Recreation- An Assemblage Design on flat surface- P.130 OJES
3	Relaxation- A Cascade Design—P.133 OJES
4	Holidays- A Horizontal Design- P.142 OJES
5	Seaside-Miniature Design using fresh material incorporated in a shell
Class	B - CULTURAL
6	Clematis - with own foliage, in a low container or bowl, 1 bloom
7	Hosta leaves - same plant, 3 stems, over 4" from top of leaf to base
8	Hosta leaves - same plant, 3 stems, under 4" from top of leaf to base
9	Hosta leaves - different cultivars, 5 stems
10	Daisy-like flower - any variety, 3 stems (e.g. Calendula, Aster)
11	Any other flower not listed above - 2 stems; 1 entry per member
12	Any other perennial flower not listed above—3 stems
13	A collection of different leaves (not Hosta) - 5 stems
14	A collection of 5 or more cut flowers in a vase (no shrubs)



Clematis - with own foliage, in a bowl, 1 bloom (Class 6)



June 23rd Flower & Vegetable Show
Theme: Nature's Gifts

One entry per class per member

Class	C - FRUITS & VEGETABLES (Displayed on Exhibitor's own plate)
15	An exhibit of 3 fruits—same variety
16	An exhibit of 1 leafy vegetable—3 leaves (e.g. Swiss Chard)
17	An exhibit of any other vegetable not listed above
Class	D - HOUSE PLANTS
18	House plant in bloom
19	House plant grown for foliage
20	African Violet in bloom
Class	E - ROSES (named, if possible)
21	Rose - hybrid tea, 1 bloom or natural spray
22	Rose - polyantha, 1 spray (e.g. The Fairy)
23	Rose - climber or ramblers, 1 spray in bloom
24	Rose - miniature, 1 bloom or spray
25	Rose - Canadiana, 1 bloom or spray
26	Rose - David Austin, 1 bloom or spray
27	Rose - any variety not listed above, 1 bloom or spray



September 29th Flower & Vegetable Show
Theme: Nature's Wonder
One entry per class per member

Class	A - DECORATIVES
1	Fall Bountiful - Pavé design using fresh flowers and/or foliage, fruit, moss, etc. P.147 OJES
2	Fall Foliage - design incorporating dried plant material
3	Sweater Weather - design incorporating wool or yarn
4	Fireside - A design of your own interpretation incorporating wood
5	Gone to Seed - miniature design using dried plant material
Class	B - CULTURAL
6	Collection of different herbs, named if possible - 5 stems
7	Coleus - any variety, 1 stem
8	Fall like flowers (Aster, Rudbeckia) - 1 spray or 3 stems
9	Collection of different Hosta leaves, named if possible - 5 stems
10	Grasses - 3 stems, cut length not to exceed 4ft
11	Sedum - any colour, 1 stem
12	Hydrangea - 1 stem
13	Goldenrod - 1 stem
14	Any other perennial favourite (named) - 1 stem; 1 entry per member
Class	C - ROSES (named, if possible)
15	Rose, Hybrid Tea - 1 bloom or natural spray
16	Rose, Polyantha - 1 spray (e.g. The Fairy)
17	Rose, climber or rambler - any variety, 1 bloom or spray
18	Rose, grown for fragrance - 1 bloom
19	Rose, miniature - 1 bloom or spray
20	Rose, any other variety not listed above - 1 bloom or spray; 1 entry per member

September 29th Flower & Vegetable Show
Theme: Nature's Wonder
One entry per class per member

Class	D - FRUITS & VEGETABLES (Displayed on exhibitor's own plate)
21	Beans - 5 on a plate; 1 entry per member
22	Cabbage - with some outer leaves, 1 head; 1 entry per member
23	Pepper - 3 peppers; 1 entry per member
24	Squash - any round variety , 1 squash; 1 entry per member
25	Tomatoes - 3 tomatoes; 1 entry per member
26	Rhubarb - 3 stalks (pulled not cut, trim leaves 2" fan shape); 1 entry per member
27	Any leafy vegetable - 3 leaves only; 1 entry per member
28	Any fruit - on a plate, 5 fruits; 1 entry per member
29	Any slug/insect eaten leaf showing the damage (minus insects)
Class	E - HOUSE PLANTS
30	House plant grown for foliage
31	Cactus plant
32	Succulent plant
33	A named herb rooted in a pot
34	House plant in bloom
35	Native Perennial—1 stem (e.g. Wild ginger, Solomon's Seal, New England Aster)
36	Native Woody Branch or Vine in bloom or fruit, not to exceed 30" (e.g. Dogwood, Trumpet Vine)



Please take the opportunity to share your garden successes and design flair with others. If you need help getting started, ask a Flower Show Committee member or any other club member for advice. All paid members of the club can enter flower shows.

See Ontario Judging & Exhibiting Standards



Photography Show

Dates	Classes
October 27, 2025	Class 4) 2026 Yearbook Cover

All photos submitted for the photography show and competition must include a horticultural element to the composition.

Judging is completed by a blind vote of all eligible members in advance of the October meeting and the winning photo will be shared with members at the October meeting.

RULES

- ◇ All photos should be **as taken** (only small adjustments should be made such as cropping, light corrections and sharpening)
- ◇ Number of entries per person: up to 4 photos per class
- ◇ Photo size: standard 4" x 6" or nearest size available (portrait orientation preferred)

PROCEDURES

- ◇ All entries must be submitted **by end of day October 1st**
- ◇ Entries to be emailed to **thomascloutier@hotmail.com** with the following email subject line: **NYGC Photo Contest**



North York Horticultural Society Constitution

Operating as the North York Garden Club

(Revised 2009)

NAME

The name of the organization shall be the North York Horticultural Society, henceforth referred to as “the Society”.

AUTHORITY

The Society is organized under the authority of the Agricultural and Horticultural Organizational Act of the Province of Ontario, and all articles of this constitution shall be read to conform with the Act.

MISSION STATEMENT

Our mission is to promote the love of gardening to our members and the public through open meetings, guest speakers, flower shows, plant sales and community outreach programmes.

GOALS

The goals of the Society shall be to encourage interest and improvement in horticulture:

- ◇ by holding meetings for instruction/discussion on subjects connected with horticulture;
- ◇ by encouraging the improvement of private and public grounds;
- ◇ by holding exhibitions and awarding premiums;
- ◇ by promoting the protection of the environment;
- ◇ by promoting the circulation of horticultural information.

MEMBERSHIP

Membership shall be open to persons of the full age of 18 years or over.

The annual membership fee shall be as set by the executive and voted on by members at the annual general meeting.

Life membership may be granted at the discretion of the executive. Life members will not be liable for an annual fee.

Youth membership shall be granted to all children under the age of 18.

Fees to be set by the executive.

FINANCIAL REVIEW

At every annual general meeting there shall be two financial reviewers appointed by the membership, to hold office until the next annual meeting. These shall not be members of the board or a member of their immediate family. The date of the annual meeting will be decided upon by the Board.

North York Horticultural Society Constitution Operating as the North York Garden Club Continued

BOARD OF DIRECTORS

- ◇ The Board of Directors shall be composed of a past president, president, vice-president, treasurer and additionally 8 directors to hold office for a two year term, four to be elected annually. A director may hold office for two consecutive terms.
- ◇ The recording and corresponding secretaries shall be appointed by the Board of Directors. The recording and corresponding secretaries shall not have a vote unless they have been appointed from within the Board. The recording and corresponding secretaries may be combined.
- ◇ The treasurer shall be appointed by the Board of Directors and shall have a voice but no vote.
- ◇ All officers and directors shall be entitled to a vote, except the president, who may cast a deciding vote.
- ◇ A quorum will consist of 50% of the executive plus one.
- ◇ In the case of a vacancy, the remaining board members may choose a replacement from the members to fill the position for the remainder of the term.
- ◇ Non board members may attend as guests and to make presentations with up to 14 days notice.

REVISIONS TO THE CONSTITUTION

Any proposed amendments to the constitution must be advised to the membership in writing or electronic transmission at least 60 days prior to a general meeting. Two-thirds of those present must be in agreement with any revision or amendment.

Cannabis Policy

The North York Garden Club is excluding and prohibiting the use of Cannabis in any shape or form, including seeds, from participation in any of the North York Garden Club meeting locations or flower show entries, as either a cut specimen, potted plant, or as part of an arrangement.

North York Horticultural Society By-Laws

FISCAL YEAR

The Fiscal year is from November 1st to October 31st.

ANNUAL FEES

The annual fees will be recommended by the Board of Directors ("Board"). The members of the Society will be notified of any recommended change in the fees 60 days prior to the Annual General Meeting and will vote on any change at the Annual General Meeting.

HARRASSMENT POLICY

The North York Horticultural Society shall not discriminate against, nor harass, any person contrary to the Human Rights Code in Ontario.

MEETINGS

The Annual General Meeting ("AGM") will be held at 6:30 pm on the fourth Monday in November at Willowdale Presbyterian Church, 38 Eglerslie Avenue.

Regular meetings for the members of the Society will be held at least seven times a year at times specified by the Board.

Board meetings will be held at the times agreed upon by the Board. A quorum for the Board is 50% of the Board plus one.

Special Board meetings may be called at any time by the President or upon written request by Board members and called by the Corresponding Secretary. Seven days notice should be given prior to any special Board meeting, unless agreed otherwise by all Board members.

Meetings of the North York Garden Club may be held in person or may be held via electronic means provided that such meetings allow all in attendance the ability to hear and also the opportunity and ability to have a voice to vote as provided by the by-laws.

RESPONSIBILITIES OF OFFICERS

- ◇ **PRESIDENT** The President shall preside at all Society meetings, decide on all questions of order and advance the interest of the Society and ex-officio be a member of all committees. The President will also have any other powers and duties assigned by the Board, and represent the Society at the Ontario Horticultural Association and District annual meetings.
- ◇ **VICE-PRESIDENT** The Vice-President shall perform all duties of the President in the absence of the President, assist the President and perform any other duties assigned by the Board.
- ◇ **RECORDING SECRETARY** The Recording Secretary shall attend all Board meetings and AGMs, record all proceedings of such meetings, be responsible for the safe-keeping of the constitution, minutes and other pertinent data and perform any other duties required by the Board.

North York Horticultural Society By-Laws, continued

- ◇ **TREASURER** The Treasurer shall deposit all receipts and pay all bills as directed by the Board. All cheques must be signed by any two of the President, Vice-President, Recording-Secretary and Treasurer who are authorized signing officers. The Treasurer shall prepare a financial statement for each Board meeting and the prior year's audited financial statement for each AGM.

NOMINATION AND ELECTION OF DIRECTORS AND OFFICERS

A nominating committee will be established by the Board. At the AGM, following the presentation from the nominating committee, nominations will be received from the floor and elections will be held. Any nominee must have been given prior consent. Newly elected Officers and Directors will be invited to the December Board meeting but will not take office until January of the following year.

INDEMNIFICATION OF DIRECTORS AND OFFICERS

The Society shall indemnify, out of its funds, every present or past Director or Officer and his or her heirs, executors and administrators against:

all costs, expenses and liabilities incurred by the Director or Officer in relation to any claim, action, suit or proceeding against the Society, the Director or Officer in connection with the Society's affairs.

This indemnity does not apply to any costs, expenses or liabilities due to the Director's or Officer's criminal offence or failure to act honestly and in good faith with a view to the best interests of the Society.

REMOVAL FROM OFFICE

On a vote of 60% of the Board, any Officer can be removed from office for cause on seven calendar days notice.

COMMITTEES

To assist in the running of the Society, the Board may form committees including, but not limited to, the following: Flower Shows, Membership, Program, Judges, Yearbook, Plant Sale, Newsletter, Publicity, Prizes, Sunshine cards, Email notices, Website and Community Outreach.



North York Garden Club Board of Directors

2025 Board of Directors

President	Christine Pierroz
Past President / Corresponding Secretary / Director - Flower Shows	Gloria Broks info@northyorkgardenclub.ca
Recording Secretary	Sheri Ferdinand-Brugel
Director - Community Outreach	Mary Ann Nelson
Director - Photography	Tom Cloutier
Director - Program & Publicity	Pat Cappelli
Director	Rocco DeMiglio
Treasurer	Soo-Ling Huang
Director - Membership	Richard Sage

Lead(s)

Co-Lead, Flower Shows	Lorraine Luski
Lead, Flower Show Judges	Gloria Broks
Lead, Social Media & Website	Christine Pierroz
Lead, Hospitality & Raffle	Sarah Fernandes
Leads, Sunshine	Mary Ann Nelson & Pat Capelli
Lead, Workshops	Pat Capelli
Lead, Newsletters & Yearbook	Tom Cloutier



North York Garden Club
For those who love gardening.



This is to certify that
Insert your name here...
 Is a member in good standing in 2025

info@northyorkgardenclub.ca
www.northyorkgardenclub.ca



Director Signature

Responsibilities of the Officers of the North York Garden Club

Executive

President: the President shall preside at all meetings of the Society, decide all questions of order, advance the interests of the society and may be an ex-officio member of all committees and represent the Society at the Ontario Horticultural Association and District Annual meetings.

Vice-President: the Vice-President shall perform all duties of the President in the absence of the President and shall be responsible for co-ordinating the plant sale and such other duties as may from time to time be assigned by the Board.

Recording Secretary: the Recording Secretary is appointed and shall attend all meetings of the Society, record all proceedings of such meetings, be responsible for the safe-keeping of the minutes and other pertinent data, and shall perform any other duties as may be required by the Board.

Corresponding Secretary: the Corresponding Secretary is appointed and shall do the correspondence of the society, keep records, provide the Toronto Public Library, Canadiana section with materials to add to the archives there, book rental rooms and other duties assigned by the board as required.

Treasurer: the Treasurer shall deposit all receipts and pay all bills as directed by the Board. All cheques shall be signed by any two of the signing officers, which should include the President and Treasurer. The Treasurer shall be prepared to give a financial statement at each executive meeting and an annual statement at the Annual General Meeting.

Responsibilities of the Officers of the North York Garden Club

Directors

Director/Corresponding Secretary: the Corresponding Secretary shall attend all meetings of the Society, receive all correspondence, disseminate information as required, and perform any other duties as may be required by the Board.

Director/Flower Shows: the Flower Show Director shall work with a committee to set the show schedule for the year, correspond with the yearbook editor, arrange for the set up of the shows, the taking in of entries, booking clerks to assist the judges, order the ribbons/cards for prizes, tally the points for awards, get the trophies engraved and gifts purchased for winners, chair the awards event.

Director/Membership: the Membership Director keeps an up to date record of the members, accepts the annual fees, distributes membership cards, arranges for name tags, arranges to have members greeted at each meeting to hand out tags and contacts members yearly regarding renewals.

Director/Program: the Program Director arranges for the speakers at our monthly shows, receives a brief biography for each, arranges for speakers to be greeted, introduced and thanked at each meeting and to receive a cheque.

Director/Publicity: the Publicity Director sends out the monthly publicity for our shows and special events to the media.

Director/Photography: the Photography Director arranges for the Photography contest to be held at the October meeting and will arrange for the judging procedure and topics. Topics will be included in the annual yearbook and in the newsletters.

North York Garden Club Membership Form
(for new registrations and renewals)



North York Garden Club
For those who love gardening
Established in 1924 as the North York Horticultural Society

2025 Membership Form

Your club membership commences January 1st and ends December 31st in any given year.

- Individual membership: \$25.00 Family membership (two or more): \$30.00

Make cheque payable to **North York Horticultural Society** and mail with completed form to:
171 Park Home Ave., North York, ON, M2N 1W7, or bring payment and form to a meeting.

Name: _____
Address: _____
City: _____ Postal Code: _____
Phone: _____ Email: _____

I agree to receive the North York Blooms newsletter, updates, reminders, and the annual Yearbook by e-mail. I may unsubscribe through: info@northyorkgardenclub.ca.

Photo and Media Release Permission: From time to time, pictures and video are taken to record shows, meetings and Club activities and events. I agree to the use of my image in future publications and the Club's online channels.

How might you like to be involved in the Club? (check all that apply)

- Membership Outreach Plant Sales Community Gardens
 Refreshments Flower Shows Financial Admin Photography

MEMBER SIGNATURE: _____ **DATE:** _____



The personal information we collect is for North York Garden Club use only. We do not share our membership information.



Member of the Ontario Horticultural Association, District 5; Chartered under the Ontario Ministry of Agriculture, Food and Agribusiness

North York Garden Club

For those who love gardening



Photo - Anne McConnell

2025



Established in 1924

as the North York Horticultural Society

Member of the Ontario Horticultural Association - District 5