

Flower Show Schedule

Saturday, October 26, 2019

District 16 Fall Seminar – Tangle Creek Golf Course

THEME: "LIFE ON THE FARM"

Division I: HORTICULTURE

Class

1. Small Vegetable, 3 of the same cultivar (eg, potatoes, onions, etc)
2. Large Vegetable, 1 specimen (eg, pumpkin, squash, etc)
3. Odd ball vegetable, 1 specimen
4. Any perennial (rose, mum, sedum, etc - 1 stem or spray)
5. Last colours of fall, a collection of 5 different cultivars in a container
6. Ornamental Grass, 3 stems of same cultivar
7. Houseplant, grown for foliage, pot size 10" (25 cm) or less in diameter.
8. Houseplant, flowering, pot size 10" (25 cm) or less in diameter

Division II: DESIGNS

Class

- | | |
|------------------------------|--|
| 9. "Seeds of Hope" | Novice: A small design
Experienced: A small design |
| 10. "The Old Apple Tree" | Novice: A design
Experienced: A design with an armature |
| 11. "Fields of Green & Gold" | Novice: A foliage design
Experienced: A foliage design |
| 12. "Nature's Bounty" | Novice: A pave design
Experienced: A pave design |
| 13. "Mended Fences" | Novice: A design
Experienced: A design |

Staging for Division II & III: Designs are allotted space 24" wide x 36" deep (61cm x 91cm). Height is unlimited. The background will be beige with white table cloths.

Division III: SPECIAL EXHIBITS (Novices are welcome to enter)

Class

- | | |
|---------------------|--|
| 14. "Market Basket" | Three potted plants (in soil) and a selection of fruits and/or vegetables artistically arranged in a basket. |
|---------------------|--|

Novice Definition: A person who is new to floral design and/or who does not enter design competitions on a regular basis.

Experienced Definition: A person who enters design competitions on a regular basis.

Rules of Entry

1. Any member of a Horticultural Society/Garden Club in District 16, OHA is eligible. Must be registered with the D16 Treasurer for the AGM or Fall Seminar.
2. Pre-registration is required for Design Classes. Please contact Jenni Murrell at 705-456-3163 or at jenni.murrell@gmail.com. A maximum of 5 entries will be permitted for each class in the Design and Special Exhibit classes. Please pre-register by Friday, October 18, 2019.
3. Horticulture and Design entries must be placed on the tables between 8:30 am and 9:15 am. Judging to begin at 9:30 am.
4. Entry tags will be available at the door or from your society. Please put your Name and your Society's Name on your entry tag(s).
5. All horticultural entries should be garden grown and named if possible.
6. Houseplants must be owned for at least 3 months and named if possible.
7. Materials used in the designs may come from any source.
8. No artificial plant material is permitted in designs. The use of painted or dyed dried and painted or dyed fresh plant material is acceptable in designs. Painting or dyeing of plant material in the Horticulture Division is not permitted.
9. Judging will be in accordance with the Ontario Judging and Exhibiting Standards (OJES Publication 34, 2003). The judge's decision will be final.
10. The Show Committee will take all reasonable precautions to ensure the safety of the exhibits but will not be responsible for loss or breakages.

Ribbons will be awarded in all Horticultural, Design & Special Exhibit Classes.

Horticulture: 1st 2nd 3rd
Design: 1st 2nd 3rd
Special Exhibit: 1st 2nd 3rd

Best in Show: A Rosette Ribbon will be awarded for the best overall entry in each Division.

Judge's Choice: A Rosette Ribbon awarded from all eligible entries, based on the judge's recognition of an entry that is notable in some aspect. The recipient need not be a 1st place winner in a class.

Definitions

Small Design (OJES Publication 34, 2003, pg 104)

A design from 13.9 cm to 25.4 cm (5.5" to 10") that must not exceed 25.4 cm (10") in any direction (height, width, depth, diagonal). Proportion is greatly enhanced when exhibited in appropriate sized niches.

Line Design (OJES pg 100)

A design in which linear pattern is dominant.

Foliage Design

A combination of leaves or needles of trees, shrubs, and other plants, fresh or dried, arranged to produce an artistic design.

Armature Design (OJES pg 90)

A floral design using a structure or grid work (eg, trellis) designed for mechanical and decorative purposes, and which becomes an integral part of the design.

Pave Design (OJES, Pg 102)

In jewellery-making a term that refers to setting stones so close together than no metal shows. In flower design pave is a technique of placing groups of plant material that have been cut very short, close together to form undulating mounds of colours, textures, shapes and sizes. Any plant material, eg, flowers, foliage, cut stems, fruits, vegetables, or moss can be used.

A Collection (OJES, Pg 93)

A specified number of cut flowers, potted plants, branches, fruits, vegetables, or nuts, exhibited for cultural perfection.


Please refer to the Ontario Judging and Exhibiting Standards for Horticulture and Floral Design (OJES Publication 34, 2003) for other design styles and exhibiting questions.

Please Note: Beginning with the Spring 2020 AGM Flower Show, the Ontario Judging and Exhibiting Standards for Horticulture and Floral Design, Second Edition 2019 will be used.

Forms of Floral Design



Horizontal



Radiating



Crescent



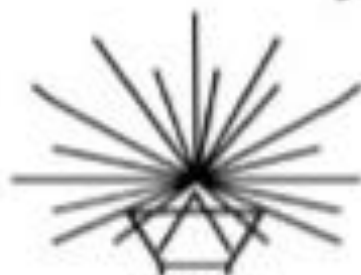
Cascade



Triangular



Asymmetrical



Round



Vertical



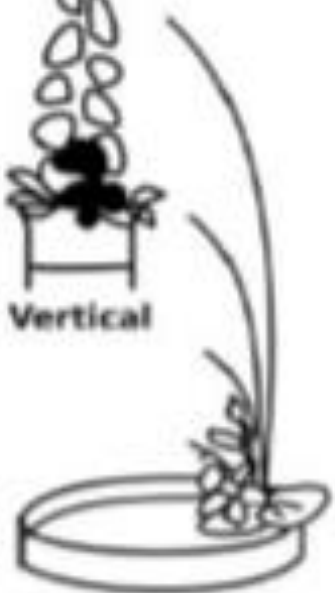
Hogarth



Diagonal



Parallel



Waterviewing